

UNITED STATES SECURITIES AND EXCHANGE COMMISSION  
Washington, D.C. 20549

SCHEDULE 14A INFORMATION

Proxy Statement Pursuant to Section 14(a) of the Securities Exchange Act of 1934

(Amendment No. )

Filed by the Registrant

Filed by a Party other than the Registrant

Check the appropriate box:

- Preliminary Proxy Statement
- Confidential, for Use of the Commission Only (as permitted by Rule 14a-6(e)(2))
- Definitive Proxy Statement
- Definitive Additional Materials
- Soliciting Material Pursuant to Section 240.14a-12

**Lawson Products, Inc.**

(Name of Registrant as Specified In Its Charter)

(Name of Person(s) Filing Proxy Statement, if other than the Registrant)

Payment of Filing Fee (Check the appropriate box):

- No fee required
- Fee computed on table below per Exchange Act Rules 14a-6(i)(4) and 0-11
  - 1) Title of each class of securities to which transaction applies:
  - 2) Aggregate number of securities to which transaction applies:
  - 3) Per unit price or other underlying value of transaction computed pursuant to Exchange Act Rule 0-11 (Set forth the amount on which the filing fee is calculated and state how it was determined):
  - 4) Proposed maximum aggregate value of transaction:
  - 5) Total fee paid:
- Fee previously paid with preliminary materials.
- Fee Check box if any part of the fee is offset as provided by Exchange Act Rule 0-11(a)(2) and identify the filing for which the offsetting fee was paid previously. Identify the previous filing by registration statement number, or the Form or Schedule and the date of its filing.
  - 1) Amount Previously Paid:
  - 2) Form, Schedule or Registration Statement No.:
  - 3) Filing Party:
  - 4) Date Filed:



**Lawson Products, Inc.**

8770 West Bryn Mawr Avenue, Suite 900  
Chicago, Illinois 60631

---

NOTICE OF ANNUAL MEETING  
OF STOCKHOLDERS  
May 17, 2016

---

TO THE STOCKHOLDERS:

You are cordially invited to attend the annual meeting of stockholders of Lawson Products, Inc. (the “Company”, “Lawson”, “we” & “our”), which will be held at 8770 West Bryn Mawr Avenue, Room 933, Chicago, Illinois, 60631 on May 17, 2016 at 10:00 a.m., Central Time.

**What will I be voting on?**

- (1) Election of three directors to serve three years (see page 5);
- (2) Ratification of the Appointment of BDO USA, LLP (see page 7); and
- (3) Transact such other business as may properly come before the meeting or any adjournment or postponement thereof.

**Who is entitled to vote at the Annual Meeting?**

You may vote at the meeting if you were a Lawson stockholder of record at the close of business on the record date. The Board of Directors of the Company (the “Board” or “Board of Directors”) has fixed the close of business on March 18, 2016, as the record date for the determination of stockholders entitled to notice of and to vote at the meeting.

Accompanying this Notice is a Proxy, a Proxy Statement and a copy of the Company's 2015 Annual Report on Form 10-K. We are electronically disseminating our Annual Meeting materials by using the “Notice and Access” method approved by the Securities and Exchange Commission. We believe this process will provide a convenient way to access your proxy materials and vote. **The Notice of Internet Availability of Proxy Materials contains specific instructions on how to access Annual Meeting materials via the internet as well as instructions on how to receive paper copies if preferred. Additionally, a copy of this Notice, the accompanying Proxy Statement and a copy of the Company's 2015 Annual Report on Form 10-K are available at [www.edocumentview.com/LAWS](http://www.edocumentview.com/LAWS).**

By Order of the Board of Directors  
Neil E. Jenkins  
Secretary

Chicago, Illinois  
March 30, 2016

## TABLE OF CONTENTS

	Page
<a href="#">Questions and Answers about the 2016 Annual Meeting and Voting</a>	<a href="#">3</a>
<a href="#">Proposal One - Election of Directors</a>	<a href="#">5</a>
<a href="#">Proposal Two - Ratification of the Appointment of BDO USA, LLP</a>	<a href="#">7</a>
<a href="#">Security Ownership of Certain Beneficial Owners and Management</a>	<a href="#">8</a>
<a href="#">Corporate Governance</a>	<a href="#">9</a>
<a href="#">Remuneration of Executive Officers</a>	<a href="#">14</a>
<a href="#">Compensation Discussion and Analysis (“CD&amp;A”)</a>	<a href="#">14</a>
<a href="#">Executive Summary</a>	<a href="#">14</a>
<a href="#">Overview of 2015 Performance and Compensation</a>	<a href="#">14</a>
<a href="#">Response to Say-On-Pay Vote</a>	<a href="#">19</a>
<a href="#">Compensation Philosophy and Objectives</a>	<a href="#">20</a>
<a href="#">Determination of Competitive Practices</a>	<a href="#">20</a>
<a href="#">Elements of Total Compensation</a>	<a href="#">23</a>
<a href="#">Base Salary</a>	<a href="#">24</a>
<a href="#">Annual Incentive Plan (“AIP”)</a>	<a href="#">24</a>
<a href="#">Long-Term Incentive Plan (“LTIP”)</a>	<a href="#">26</a>
<a href="#">2016 Total Direct Compensation Programs</a>	<a href="#">28</a>
<a href="#">Employment and Change-in-Control Contracts</a>	<a href="#">29</a>
<a href="#">Role of Executives in Setting Compensation</a>	<a href="#">29</a>
<a href="#">Compensation Committee Interlocks and Insider Participation</a>	<a href="#">29</a>
<a href="#">Role of the Independent Compensation Consultant</a>	<a href="#">29</a>
<a href="#">Tax and Accounting Considerations</a>	<a href="#">30</a>
<a href="#">Report of the Compensation Committee</a>	<a href="#">30</a>
<a href="#">Compensation Agreements</a>	<a href="#">31</a>
<a href="#">2015 Summary Compensation Table</a>	<a href="#">34</a>
<a href="#">All Other Compensation in 2015</a>	<a href="#">35</a>
<a href="#">Grants of Plan-Based Awards in 2015</a>	<a href="#">36</a>
<a href="#">Outstanding Equity Awards at December 31, 2015</a>	<a href="#">37</a>
<a href="#">Option/SPR Exercises and Stock Vested in 2015</a>	<a href="#">39</a>
<a href="#">Nonqualified Deferred Compensation in 2015</a>	<a href="#">40</a>
<a href="#">Summary Table of Potential Payments upon Termination or Change-in-Control</a>	<a href="#">40</a>
<a href="#">Director Compensation in 2015</a>	<a href="#">42</a>
<a href="#">Certain Relationships and Related Transactions</a>	<a href="#">42</a>
<a href="#">Fees Billed to the Company by BDO USA, LLP</a>	<a href="#">43</a>
<a href="#">Report of the Audit Committee of the Board of Directors</a>	<a href="#">44</a>
<a href="#">Section 16(a) Beneficial Ownership Reporting Compliance</a>	<a href="#">45</a>
<a href="#">Householding of Annual Meeting Materials</a>	<a href="#">45</a>
<a href="#">Deadline for Receipt of Shareholder Proposals for 2017 Annual Meeting</a>	<a href="#">45</a>

## QUESTIONS AND ANSWERS ABOUT THE 2016 ANNUAL MEETING AND VOTING

### How do I vote?

You can vote either *in person* at the Annual Meeting or by *proxy* without attending the meeting. Even if you expect to attend the meeting in person, please sign and return the enclosed proxy in the envelope provided so that your shares may be voted at the meeting. You may also vote your shares by telephone or via the Internet as set forth in the enclosed proxy. If you execute a proxy, you still may attend the meeting and vote in person.

### Can I change my vote?

Yes. If you are a registered stockholder, you can change your proxy vote or revoke your proxy at any time before the Annual Meeting by:

- (1) Revoking it by written notice to Neil E. Jenkins, our Secretary, at 8770 West Bryn Mawr Avenue, Chicago, Illinois, 60631 before your original proxy is voted at the Annual Meeting;
- (2) Delivering a later-dated proxy (including a telephone or Internet vote); or
- (3) Voting in person at the meeting.

If you are a beneficial owner and hold your shares in “street name,” please refer to the information forwarded by your bank, broker, or other holder of record for procedures on revoking or changing your proxy.

### How many votes do I have?

You will have one vote for every share of Lawson common stock that you owned at the close of business on March 18, 2016.

### How many shares are entitled to vote?

There are 8,771,120 shares of Lawson common stock outstanding as of March 18, 2016 and entitled to be voted at the meeting. Each share is entitled to one vote.

### How many votes are needed for the proposals to pass?

- Directors will be elected by a plurality of the votes cast at the meeting by the holders of shares represented in person or by proxy.
- If any nominee should become unavailable for election as a director, which is not contemplated, the proxies will have discretionary authority to vote for a substitute.
- In the absence of a specific direction from the stockholders, proxies will be voted for the election of all named director nominees.
- Because directors are elected by a plurality of the votes cast at the meeting, a proxy card marked “Withhold” with respect to one or more director nominees will have no effect on the election of the nominees.

### What if I vote “abstain”?

A vote to “abstain” on the election of directors will have no effect on the outcome.

If you vote “abstain,” your shares will be counted as present for purposes of determining whether enough votes are present to hold the Annual Meeting.

### What if I don't return my proxy card and don't attend the Annual Meeting?

If you are a holder of record (that is, your shares are registered in your own name with our transfer agent) and you do not vote your shares, your shares will not be voted. If you are not a holder of record, your record holder cannot vote your shares without your specific instructions on the election of directors because this proposal is considered a non-routine matter. Therefore, banks, brokers or other nominees will not have the discretion to vote shares held by them on behalf of customers if no instructions are received.

“Broker non-votes” will be counted as present for purposes of determining whether enough votes are present to hold the Annual Meeting.

**Is my vote confidential?**

Yes. Your voting records will not be disclosed to us except:

- As required by law;
- To the inspectors of voting; or
- In the event the election is contested.

The tabulator, the proxy solicitation agent, and the inspectors of voting must comply with confidentiality guidelines that prohibit disclosure of votes to Lawson. The tabulator of the votes and at least one of the inspectors of voting will be independent of Lawson and our officers and directors.

If you are a holder of record and you write comments on your proxy card, your comments will be provided to us, but your vote will remain confidential.

**When will I receive the Proxy Statement?**

This Proxy Statement will be available to stockholders on or about March 30, 2016, in connection with the solicitation of the accompanying proxy by our Board of Directors. Only stockholders of record at the close of business on March 18, 2016 are entitled to notice of and to vote at the meeting. We have retained Morrow & Co., LLC, 470 West Ave., Stamford, Connecticut, 06902, a firm specializing in the solicitation of proxies, to assist in the solicitation at a fee estimated to be \$7,000 plus expenses. Officers of the Company may make additional solicitations in person or by telephone. Expenses incurred in the solicitation of proxies will be borne by the Company.

If the accompanying form of proxy is executed and returned in time or you vote your shares by telephone or via the internet as set forth in the enclosed proxy, the shares represented thereby will be voted.

## PROPOSAL 1: ELECTION OF DIRECTORS

Stockholders are entitled to cumulative voting in the election of directors. Under cumulative voting, each stockholder is entitled to that number of votes equal to the number of directors to be elected, multiplied by the number of shares such stockholder owns, and such stockholder may cast his or her votes for one nominee or distribute them in any manner he or she chooses among any number of nominees. Unless otherwise indicated on the proxy card, votes may, in the discretion of the proxies, be equally or unequally allocated among the nominees named below. Directors will be elected by a plurality of the votes cast at the meeting by the holders of shares represented in person or by proxy. Thus, assuming a quorum is present, the three persons receiving the greatest number of votes will be elected as directors and votes that are withheld will have no effect.

The By-Laws of the Company provide that the Board of Directors shall consist of such number of members, between five and nine, as the Board of Directors determines from time to time. The size of the Board of Directors is currently set at eight members. The Board of Directors is divided into three classes, with one class being elected each year for a three-year term. At the annual meeting, three directors are to be elected to serve until 2019.

### THE THREE NOMINEES FOR THE BOARD OF DIRECTORS

#### Nominees to Serve Until 2019

<u>Name</u>	<u>Age</u>	<u>First Year Elected Director</u>
James S. Errant	67	2007
Lee S. Hillman	60	2004
Michael G. DeCata	58	2013

The following information has been furnished by the respective nominees and continuing directors. Each nominee and continuing director has held the indicated position, or an executive position with the same employer, for at least the past five years, unless otherwise indicated below.

**James S. Errant** developed, owned and operated thirteen restaurants over 38 years from 1973 - 2011. Mr. Errant was involved in all facets of the business including: design and construction, concept and product development, marketing, finance management, and employee management. These professional experiences qualify him to serve as a Director.

**Lee S. Hillman** has served as President of Liberation Advisory Group, a private management consulting firm, since 2003. Mr. Hillman has served as Chief Executive Officer of Performance Health Systems, LLC, an early-stage business distributing bioDensity™ branded, specialty health and exercise equipment, since January 2009. From February 2006 to May 2008, Mr. Hillman served as Executive Chairman and Chief Executive Officer of Power Plate International ("Power Plate"). In November 2012, PPI Acquisitions, LLC, a consortium headed by Mr. Hillman, reacquired the assets of Power Plate, including the global Power Plate brand, and in January 2013, PPI Acquisitions merged with Performance Health Systems. Mr. Hillman leads the combined company, serving as its CEO, now named Performance Health Systems, LLC. Mr. Hillman has served as a member of the Board of Directors as well as a member of the audit committees of: HealthSouth Corporation, Wyndham International, and RCN Corporation. Currently, he serves as Trustee and member of the audit committee at Adelpia Recovery Trust. These professional experiences, along with Mr. Hillman's particular knowledge and experience in managing and restructuring businesses and having served as Chief Executive Officer, Chief Financial Officer, and/or director of other publicly traded U.S. and international companies and as a former audit partner of an international accounting firm, qualify him to serve as a Director.

**Michael G. DeCata** was appointed on September 24, 2012 as President and Chief Executive Officer of the Company. He was elected to the Board of Directors in 2013. Prior to his appointment, Mr. DeCata worked in private equity, conducting acquisition analysis and due-diligence for private equity firms in New York, Connecticut and Boston from 2009 to 2012. Prior to that, he was President of Chefs' Warehouse, a \$300 million specialty food distributor with distribution centers in New York City, Baltimore, Los Angeles, San Francisco and Las Vegas from 2006 to 2009. From June 2008 until June 2013, he served on the Board of Directors of Crescent Electric Supply, one of the largest electrical distributors in the United States. Prior to his position at the Chefs' Warehouse, he led the Contractor Supplies Division of United Rentals, a \$4.0 billion construction equipment rental company. Mr. DeCata also led Fleet Operations at United Rentals which included the acquisition of new construction equipment as well as maintenance of the fleet and sales of used equipment. From 1997 until 2002 he led the eastern region of WW Grainger. The eastern region generated over \$1.4 billion in sales, and consisted of 152 branch locations and a team of approximately 2,000. Mr. DeCata began his career at General Electric and worked in a variety of cross-functional as well as cross-business positions from 1979 until

1997. His GE positions included GE Plastics, GE Semiconductor, GE Robotics & Factory Automation, GE Capital, GE Power Systems, GE Utility and Industrial Sales Division and others. These professional experiences qualify him to serve as a Director.

**Recommendation of the Board**

**THE BOARD OF DIRECTORS RECOMMENDS THAT YOU VOTE “FOR” THESE NOMINEES.**

**DIRECTORS CONTINUING IN OFFICE**

**Directors to Serve Until 2017**

Name	Age	First Year Elected Director
Ronald B. Port, M.D.	75	1984
Wilma J. Smelcer	67	2004

**Directors to Serve Until 2018**

Name	Age	First Year Elected Director
Andrew B. Albert	70	2009
I. Steven Edelson	56	2009
Thomas S. Postek	74	2005

**Ronald B. Port, M.D.** has served as Chairman of the Board of Directors since April 2007. Dr. Port is a retired physician. Dr. Port has been a director of the Company since 1984 and is the son of the founder of the Company. Dr. Port's long-term successful stewardship of the Company as a Director and the unique perspective and knowledge gained from his relationship with the Company's founder qualify him to serve as a Director.

**Wilma J. Smelcer** served as a member of the Board of Governors of the Chicago Stock Exchange from 2001 until April 2004. From 2001 through 2006, Ms. Smelcer was a trustee of Goldman Sachs Mutual Fund Complex (a registered investment company). Ms. Smelcer served as Chairman of Bank of America, Illinois from 1998 to 2001. These professional experiences, along with Ms. Smelcer's extensive financial knowledge, qualify her to serve as a Director.

**Andrew B. Albert** has served as Managing Director and Operating Partner of Svoboda Capital Partners LLC, a private equity investment firm, since February 2007. From December 2000 through May 2006, Mr. Albert served as Chairman and Chief Executive Officer of Nashua Corporation, a manufacturer and converter of specialty paper products and toner. Mr. Albert also served as non-executive Chairman of Nashua's Board of Directors from December 2006 through September 2009. Mr. Albert serves as a Director on the Boards of Border Construction Specialties, a distributor of specialty construction products; Forsythe Technologies, a technology consulting and sales firm; and Transco, Inc., a diversified industrial company. Mr. Albert serves on the Board of Directors of the National Parkinson Foundation and the Advisory Board of the University of Wisconsin Entrepreneurship Center. These professional experiences, along with knowledge and experience acquired in managing distribution and technology firms, qualify Mr. Albert to serve as a Director.

**I. Steven Edelson** has served as co-founder and now a non-Managing Director of International Facilities Group, a leading facilities development and management company, since June 1995. Mr. Edelson also serves as Principal and Managing Director of The Mercantile Capital Group, a Chicago-based private equity investment firm. Mr. Edelson has more than 25 years of real estate transaction experience. Mr. Edelson is also a member of the Board of Governors of the Hebrew University in Jerusalem. Mr. Edelson is a Trustee at the Truman Institute for Peace. Mr. Edelson is the proud recipient of the 2005 Ellis Island Congressional Medal of Honor. In 2014, Mr. Edelson became a NACD Board Leadership Fellow. These professional experiences, along with Mr. Edelson's particular knowledge and experience in capital management, qualify him to serve as a Director.

**Thomas S. Postek** is a Chartered Financial Analyst currently affiliated with Geneva Advisors since January 2005. Mr. Postek was a partner and principal of William Blair & Company, LLC, a Chicago-based investment firm, from 1986 to 2001. During his tenure at William Blair, Mr. Postek covered various business services as an analyst, including industrial distribution. Mr. Postek is also a director of UniFirst Corporation. These professional experiences, along with Mr. Postek's particular knowledge and expertise in finance and capital management, qualify him to serve as a Director.

**PROPOSAL 2 - RATIFICATION OF THE APPOINTMENT OF BDO USA, LLP**

The Audit Committee of the Board of Directors has appointed BDO USA, LLP to serve as the Company’s independent registered public accounting firm for the fiscal year ending December 31, 2016. Although the Company’s governing documents do not require the submission of this matter to stockholders, the Board of Directors considers it desirable that the appointment of BDO USA, LLP be ratified by stockholders.

Audit services provided by BDO USA, LLP for the fiscal year ended December 31, 2015 included the audit of the consolidated financial statements of the Company, audit of the Company’s internal control over financial reporting, and services related to periodic filings made with the Securities and Exchange Commission (“SEC”). Additionally, BDO USA, LLP provided certain consulting services related to domestic and international tax compliance. See “Fees Billed To The Company By BDO USA, LLP” for a description of the fees paid to BDO USA, LLP in 2014 and 2015, respectively.

One or more representatives of BDO USA, LLP will be present at the meeting. The representatives will have an opportunity to make a statement if they desire and will be available to respond to questions from stockholders.

If the appointment of BDO USA, LLP is not ratified, the Audit Committee of the Board of Directors will reconsider the appointment.

**Recommendation of the Board**

**THE BOARD OF DIRECTORS RECOMMENDS THAT YOU VOTE “FOR” THE RATIFICATION OF THE APPOINTMENT OF BDO USA, LLP.**



## SECURITY OWNERSHIP OF CERTAIN BENEFICIAL OWNERS AND MANAGEMENT

The following table sets forth information as of March 18, 2016 concerning the beneficial ownership by each person (including any “group” as defined in Section 13(d)(3) of the Securities Exchange Act of 1934) known by the Company to own beneficially more than 5% of the outstanding shares of common stock of the Company, each director, each named executive officer, and all executive officers and directors as a group. Unless otherwise noted below, the address of each beneficial owner listed in the table is 8770 West Bryn Mawr Avenue, Chicago, Illinois, 60631. Because the voting or dispositive power of certain stock listed in the following table is shared, in some cases the same securities are included with more than one name in the table. The total number of the Company's shares of common stock issued and outstanding as of March 18, 2016 is 8,771,120.

	Sole Voting and Dispositive Power	Shared Voting and Dispositive Power	Restricted Stock Awards <sup>(1)</sup>	Total	%
<b>Five Percent Stockholders</b>					
Trusts for the benefit of Dr. Port's family	—	1,131,041 <sup>(2)</sup>	—	1,131,041	12.9%
Luther King Capital Management Corporation 301 Commerce Suite 1600 Fort Worth, Texas 76102	—	1,611,062 <sup>(3)</sup>	—	1,611,062	18.4%
KDI Capital Partners, LLC 4101 Lake Boone Trail Raleigh, North Carolina 27607	—	798,026 <sup>(4)</sup>	—	798,026	9.1%
Dimensional Fund Advisors LP 6300 Bee Cave Road Austin, Texas 78746	647,272 <sup>(5)</sup>	—	—	647,272	7.4%
James K. Gardner, Trustee	—	696,413 <sup>(6)</sup>	—	696,413	7.9%
<b>Non-Executive Directors</b>					
Andrew B. Albert	35,529	—	3,260	38,789	0.4%
I. Steven Edelson	20,529	—	3,260	23,789	0.3%
James S. Errant	381,961 <sup>(7)</sup>	—	3,260	385,221	4.4%
Lee S. Hillman	24,818	—	3,260	28,078	0.3%
Ronald B. Port M.D.	125,244	1,142,404 <sup>(8)</sup>	3,260	1,270,908	14.5%
Thomas S. Postek	43,114	—	3,260	46,374	0.5%
Wilma J. Smelcer	23,318	—	3,260	26,578	0.3%
<b>Named Executive Officers</b>					
Michael G. DeCata	17,591	—	—	17,591	0.2%
Neil E. Jenkins	13,714	—	—	13,714	0.2%
Ronald J. Knutson	9,014	—	—	9,014	0.1%
Shane T. McCarthy	4,330	—	—	4,330	*
All Officers & Directors	699,162	1,142,404	22,820	1,864,386	21.3%

\* Less than 0.1%

(1) Unvested restricted stock awards, which have no voting or dividend rights and are non-transferable, will be exchanged for shares of the Company's Common Stock on their respective vesting dates.

(2) Consists of 1,131,041 shares owned by trusts established for the benefit of Dr. Port and his family. Dr. Port and Charles Levun are co-trustees of these trusts, and accordingly share voting and dispositive with regard to those shares.

(3) Based on a Form 4 filed with the SEC on February 11, 2016.

(4) Based on a Schedule 13G filed with the SEC on February 11, 2016. KDI Capital Partners, LLC beneficially held shared dispositive power for 798,026 shares on December 31, 2015.

(5) Based on Schedule 13G filed with the SEC on February 9, 2016, Dimensional Fund Advisors LP beneficially held sole voting power for 637,735 shares and held sole dispositive power for 647,272 shares on December 31, 2015.

(6) James Gardner is the co-trustee of the Samantha E. Borstein Exempt Trust (369,971 shares) and the Jenna Walsh Exempt Trust (326,442 shares), Samantha Borstein is co-trustee of the Samantha E. Borstein Trust and Jenna Walsh is co-trustee of the Jenna Walsh Exempt Trust. Mr. Gardner has no monetary interest in the shares held by the trusts.

(7) Consists of 28,241 shares held directly by James Errant and 353,720 shares owned by trusts for the benefit of Mr. Errant's family. Mr. Errant is the sole trustee of these trusts.

(8) Consists of 1,131,041 shares of common stock held along with Charles Levun as co-trustees of trusts formed for the benefit of Dr. Port and his family, as described in footnote 2, and 11,363 shares of common stock as financial advisor of a trust.

**Board Leadership Structure**

Our Amended and Restated By-Laws provide that the roles of Board Chairman and Chief Executive Officer ("CEO") may be filled by the same or different individuals. This provides the Board the flexibility to determine whether these roles should be combined or separated based on the Company's circumstances and needs at any given time. The role of Chairman of the Board is currently held by Ronald B. Port, M.D. and the position of CEO is currently held by Mr. Michael G. DeCata. This separation of the Chairmanship and the CEO position has been in place since 2007. The separation of the Chairmanship and the CEO functions provides the Board with additional independence and oversight. The Board believes this leadership structure has served the Company well and believes it is in the best interest of the Company's stockholders to continue with this structure at this time.

**Board of Director Meetings and Committees**

The Board of Directors has standing Audit, Compensation, Financial Strategies, Management Development, and Nominating and Governance Committees. All committees have adopted a charter for their respective committees. These charters may be viewed on the Company's website, [www.lawsonproducts.com](http://www.lawsonproducts.com), and copies may be obtained by request to the Secretary of the Company. Those requests should be sent to Corporate Secretary, Lawson Products, Inc., 8770 W. Bryn Mawr Avenue, Chicago, Illinois, 60631.

**Annual Meeting Attendance Policy**

The Company expects all members of the Board of Directors to attend the annual meeting of stockholders, but from time to time, other commitments may prevent all directors from attending each meeting.

**Director Attendance at Board of Directors and Committee Meetings**

In 2015, the directors attended on average, either in person or via teleconference, 100% of the meetings of the Board of Directors and over 98% of the respective committees' meetings on which they served. All of the directors attended the last Annual Meeting held on May 12, 2015. The following chart shows the membership and chairpersons of our board committees, committee meetings held and committee member attendance.

Director	Board of Directors	Audit	Compensation	Financial Strategies	Management Development	Nominating & Corporate Governance
Andrew B. Albert	4	10	4		3	4
Michael G. DeCata	4			4		
I. Steven Edelson	4		4	4	2	
James S. Errant	4			4	3	4
Lee S. Hillman	4	10	4*	4*		
Ronald B. Port, M.D.	4*			3	3	
Thomas S. Postek	4	10*		4		
Wilma J. Smelcer	4	10			3*	4*
<i>Number of Meetings Held</i>	4	10	4	4	3	4

\* Chairperson

**The Audit Committee**

The functions of the Audit Committee include (i) reviewing the Company's procedures for monitoring internal control over financial reporting; (ii) overseeing the appointment, compensation, retention and oversight of the Company's independent auditors; (iii) reviewing the scope and results of the audit by the Company's independent auditors; (iv) reviewing the annual audited financial statements and quarterly financial statements with management and the independent auditors; (v) periodically reviewing with the Company's General Counsel potentially material legal and regulatory matters and corporate compliance; and (vi) reviewing and approving all related party transactions. Additionally, the Audit Committee provides oversight of the Company's Enterprise Risk Management program.

The Audit Committee consists of Thomas S. Postek (Chair), Lee S. Hillman, Andrew B. Albert and Wilma J. Smelcer. Each member of the Audit Committee satisfies the independence requirements of The Nasdaq Stock Market and the SEC and satisfies the financial sophistication requirements of The Nasdaq Stock Market. The Board of Directors has determined that Messrs. Hillman and Postek are both “audit committee financial experts” as such term is defined by the SEC.

### **The Compensation Committee**

The Compensation Committee discharges the responsibilities of the Board of Directors relating to compensation of the CEO and establishes compensation for all other executive officers of the Company. The Compensation Committee is responsible for (i) reviewing and approving corporate goals and objectives relevant to the compensation for executive officers; (ii) evaluating the performance of executive officers in light of those goals and objectives; and (iii) setting the compensation level of executive officers based on this evaluation. The Compensation Committee also administers incentive compensation plans and equity-based plans established or maintained by the Company from time to time; makes recommendations to the Board of Directors with respect to the adoption, amendment, termination or replacement of the plans; and recommends to the Board of Directors the compensation for members of the Board of Directors. The Compensation Committee reviews and approves the compensation programs for the CEO and senior management which include the Named Executive Officers whose compensation is included in this report. The CEO makes recommendations on compensation to the Compensation Committee for all executive officers except himself. The CEO may not be present in any meeting of the Compensation Committee in which his compensation is discussed.

The Compensation Committee consists of Lee S. Hillman (Chair), Andrew B. Albert and I. Steven Edelson. Each member of the Compensation Committee satisfies the independence requirements of The NASDAQ Stock Market (including the enhanced independence requirements for Compensation Committee members) and is an “outside director” as defined in Section 162(m) of the Internal Revenue Code of 1986, as amended (the “Code”).

### **The Financial Strategies Committee**

The Financial Strategies Committee reviews and evaluates the Company's financial plans and financial structure, monitors the Company's relationship with its lenders, reviews financial results against established budgets, approves any proposed acquisitions, dispositions or liquidations and makes recommendations to the Board of Directors regarding significant capital expenditures. The Financial Strategies Committee consists of Lee S. Hillman (Chair), I. Steven Edelson, James S. Errant, Ronald B. Port, M.D, Thomas S. Postek and Michael G. DeCata.

### **The Management Development Committee**

The Management Development Committee is responsible for evaluating potential candidates for executive positions, reviewing management development and succession objectives and regularly reviewing the results of the annual evaluation process. The directors who serve on the Management and Development Committee are Wilma J. Smelcer (Chair), Andrew B. Albert, I. Steven Edelson, James S. Errant and Ronald B. Port, M.D.

### **The Nominating and Governance Committee**

The Nominating and Governance Committee identifies and nominates potential directors to the Board of Directors and otherwise takes a leadership role in shaping the corporate governance of the Company. The Nominating and Governance Committee consists of Wilma J. Smelcer (Chair), Andrew B. Albert and James S. Errant. Each member of the Nominating and Governance Committee satisfies the independence requirements of The NASDAQ Stock Market.

### **Director Nominations**

The Nominating and Governance Committee will consider Board of Director nominees recommended by stockholders. Those recommendations should be sent to the Chairman of the Nominating and Governance Committee, c/o Corporate Secretary of Lawson Products, Inc., 8770 West Bryn Mawr Avenue, Chicago, Illinois, 60631. In order for a stockholder to nominate a candidate for director, under the Company's Certificate of Incorporation, timely notice of the nomination must be given in writing to the Secretary of the Company. With respect to the meeting, in order to be timely, a stockholder's notice shall be mailed or delivered to the Secretary of the Company not less than 90 days nor more than 110 days prior to the first anniversary of the preceding year's meeting. The Company's Charter is not inconsistent with the By-Laws' provisions. The Company's Certificate of Incorporation specifies additional information regarding the nominee that must accompany the notice.

The Nominating and Governance Committee will follow procedures which the Nominating and Governance Committee deems reasonable and appropriate in the identification of candidates for election to the Board of Directors and evaluating the background and qualifications of those candidates. Those processes include consideration of nominees suggested by an outside search firm, by incumbent members of the Board of Directors and by stockholders. The manner in which the Nominating and Governance Committee evaluates nominees for director is the same regardless of whether the nominee is recommended by a security holder.

The Nominating and Governance Committee will seek candidates having experience and abilities relevant to serving as a director of the Company and who represent the best interests of stockholders as a whole and not any specific interest group or constituency. The Nominating and Governance Committee does not have a policy with regard to consideration of diversity in identifying director nominees. The Nominating and Governance Committee will consider a candidate's qualifications and background including, but not limited to, responsibility for operating a public company or a division of a public company, other relevant business experience, a candidate's technical background or professional qualifications and other public company boards of directors on which the candidate serves. The Nominating and Governance Committee will also consider whether the candidate would be "independent" for purposes of The Nasdaq Stock Market and the rules and regulations of the SEC. The Nominating and Governance Committee may, from time to time, engage the service of a professional search firm to identify and evaluate potential nominees.

### **Determination of Independence**

The Company's Board of Directors has determined that directors Andrew B. Albert, I. Steven Edelson, James S. Errant, Lee S. Hillman, Ronald B. Port, M.D., Thomas S. Postek, and Wilma J. Smelcer are independent within the meaning of the rules of The Nasdaq Stock Market. In determining independence, the Board of Directors considered the specific criteria for independence under The Nasdaq Stock Market rules and also the facts and circumstances of any other relationships of individual directors with the Company. Mr. DeCata, our CEO, is not considered an independent director.

The independent directors and the committees of the Board of Directors regularly meet in executive session without the presence of any management directors or representatives.

### **Code of Business Conduct**

The Company has adopted a Code of Business Conduct (the "Code of Conduct") applicable to all employees and to senior financial executives including the principal executive officer, principal financial officer and principal accounting officer of the Company. The Code of Conduct is available on the Corporate Governance page in the Investor Relations section of the Company's website at [www.lawsonproducts.com](http://www.lawsonproducts.com). The Company intends to post on its website any amendments to or waivers from the Code of Conduct applicable to senior financial executives.

### **The Board of Directors Role in Risk Oversight and Assessment**

The Board is responsible for overseeing the most significant risks facing the Company and for determining whether management is responding appropriately to those risks. The Board implements its risk oversight function both as a whole and through committees. The Board has formalized much of its risk management oversight function through the Audit Committee.

The Company has a formal Enterprise Risk Management ("ERM") program. The goal of the ERM program is to provide the oversight, control and discipline to drive continuous improvement of our risk management capabilities in a constantly changing operating environment. In connection with the ERM, the Company retained a risk management consultant to assist management in identifying and prioritizing risk along with processes to mitigate such risks. The Company has developed metrics for reporting risks to the Board. Senior management has been tasked with continually assessing risk and communicating risk awareness throughout the Company. The ERM program continued to assess new risks and develop mitigation plans on previously identified risks.

In addition to the formal ERM program, the Board committees have significant roles in carrying out the risk oversight function which include, but are not limited to, the following:

- The Audit Committee oversees risks related to the Company's financial statements, the financial reporting process, accounting and legal matters and oversees the internal audit function;
- The Compensation Committee oversees the Company's compensation programs from the perspective of whether they encourage individuals to take unreasonable risks that could result in having a materially adverse effect on the Company;

- The Management Development Committee oversees management development and succession planning across senior management positions; and
- The Financial Strategies Committee oversees risk inherent in allocating capital and developing financial plans.

While the Board oversees risk management, Company management is charged with managing risk. Management is responsible for establishing and maintaining an adequate system of internal control over financial reporting and establishing controls to prevent or detect any unauthorized acquisition, use or disposition of the Company's assets.

The Company has retained a consulting firm to serve as its internal audit department, which reports to the Audit Committee on a regular basis. Part of the internal audit department's mission, as described in its charter, is to bring a "systematic, disciplined approach to evaluate and improve the effectiveness of risk management, control, and governance processes." One way which the internal audit department carries this out is by evaluating the Company's network of risk management programs and reporting the results to the Audit Committee.

Management conducts detailed periodic business reviews of the Company's business. These reviews include discussions of future risks faced by various departments and functional areas across the organization. Additionally, the Company has established a Disclosure Committee which is comprised of senior management from various functional areas. The Disclosure Committee meets at least quarterly to review all disclosures and forward-looking statements made by Lawson to its security holders and ensure they are accurate and complete and fairly present Lawson's financial condition and results of operations in all material respects.

The Company has also established and communicated to its employees a Code of Business Conduct and maintains an ethics hotline where employees can confidentially and anonymously express any concerns they may have of any suspected ethics violations either through a dedicated web site or through a toll free telephone number. The Company requires annual ethics training of all employees.

### **Compensation Risk Assessment**

The Compensation Committee has reviewed its compensation programs, including those of its business units, to determine if they encourage individuals to take unreasonable risks and has determined that any risks arising from these compensation programs are not reasonably likely to have a material adverse effect on the Company. The Company's existing compensation programs were reviewed, with particular attention to the performance metrics and the mix of compensation, and the Compensation Committee concluded that no further review and inquiry was necessary.

### **Post-Vest Holding Requirement**

In 2016, the Compensation Committee instituted a two-year post-vest holding requirement on market stock units ("MSUs") granted to the top three named executive officers - the President and Chief Executive Officer, the Chief Financial Officer, Treasurer and Controller, and the Secretary, General Counsel, and Chief Compliance Officer to further align these executives' long-term interests with those of our stockholders. The executives subject to the hold requirement cannot transfer or otherwise dispose of one-hundred percent (100%) of certain equity awards granted after January 1, 2016, which vest, net of taxes, and convert to shares of common stock.

### **Clawback Policy**

In 2011, the Board of Directors approved a policy for recoupment of incentive compensation (the "Clawback Policy"). The Board of Directors adopted the Clawback Policy in order to protect the Company in the event that the Company is required to prepare an accounting restatement due to the material noncompliance of the Company with any financial reporting requirement under the securities laws.

If such an event occurs, the Company will recover from any current or former executive officer of the Company who received incentive-based compensation (including stock options awarded as compensation) based on the erroneous data during the 3-year period preceding the date on which the Company is required to prepare an accounting restatement in excess of what would have been paid to the executive officer under the accounting restatement, as determined by the Compensation Committee, in accordance with Section 10D of the Securities Exchange Act of 1934 as added by Section 954 of the Dodd-Frank Wall Street Reform and Consumer Protection Act, and any applicable guidance or rules issued or promulgated thereunder.

## **Anti-Hedging Policy**

In 2011, the Board of Directors approved an Anti-Hedging Policy. Under the Anti-Hedging Policy, the Company prohibits any executive officer of the Company or member of the Company's Board of Directors (or any designee of such executive officer or director) from purchasing financial instruments (including prepaid variable forward contracts, equity swaps, collars, and exchange funds) that are designed to hedge or offset any decrease in the market value of Company common stock (a) granted to the executive officer or director by the Company as part of the compensation of the executive officer or director; or (b) held, directly or indirectly, by the executive officer or director.

## **Corporate Governance Principles (Guidelines)**

The Corporate Governance Principles and the charters of the five standing committees of the Board of Directors describe our governance framework. The Corporate Governance Principles and charters are intended to ensure our Board has the necessary authority and practices in place to review and evaluate our business operations and to make decisions that are independent of management. Our Corporate Governance Principles also are intended to align the interests of directors and management with those of our stockholders, and comply with or exceed the requirements of the Nasdaq Stock Market and applicable law. They establish the practices our Board follows with respect to:

- Responsibilities of directors
- Board size
- Director independence
- Attendance at meetings
- Access to senior management

Copies of these Corporate Governance Principles are available through our website at [www.lawsonproducts.com](http://www.lawsonproducts.com). The Company will also provide a copy of the Code of Conduct without charge upon written request directed to the Company at c/o Corporate Secretary, Lawson Products, Inc., 8770 W. Bryn Mawr Avenue, Chicago, Illinois, 60631.

## **Stockholder Communications with the Board of Directors**

Stockholders may send communications to members of the Board of Directors by either sending a communication to the Board of Directors or a committee thereof and/or a particular member c/o Corporate Secretary, Lawson Products, Inc., 8770 W. Bryn Mawr Avenue, Chicago, Illinois, 60631. All such communications will be reviewed promptly and, as appropriate, forwarded to the Board of Directors or the relevant committee or individual member of the Board of Directors or committee based on the subject matter of the communication.

## REMUNERATION OF EXECUTIVE OFFICERS

### COMPENSATION DISCUSSION AND ANALYSIS (“CD&A”)

This section of the proxy statement explains how our executive compensation programs are designed and operate in practice with respect to our executives and specifically the following Named Executive Officers (“NEOs”).

Named Executive Officer	Title
Michael G. DeCata	President and Chief Executive Officer
Ronald J. Knutson	Executive Vice President, Chief Financial Officer, Treasurer and Controller
Neil E. Jenkins	Executive Vice President, Secretary, General Counsel and Chief Compliance Officer
Allen D. Jacobson <sup>(1)</sup>	Former Senior Vice President, Sales
Shane T. McCarthy	Senior Vice President, Supply Chain and Business Development

(1) Mr. Jacobson separated from the Company on September 30, 2015 and is no longer a NEO.

The 2015 Summary Compensation Table on page 34 represents compensation earned by the NEOs in calendar 2015.

#### Executive Summary

#### Overview of 2015 Performance and Compensation

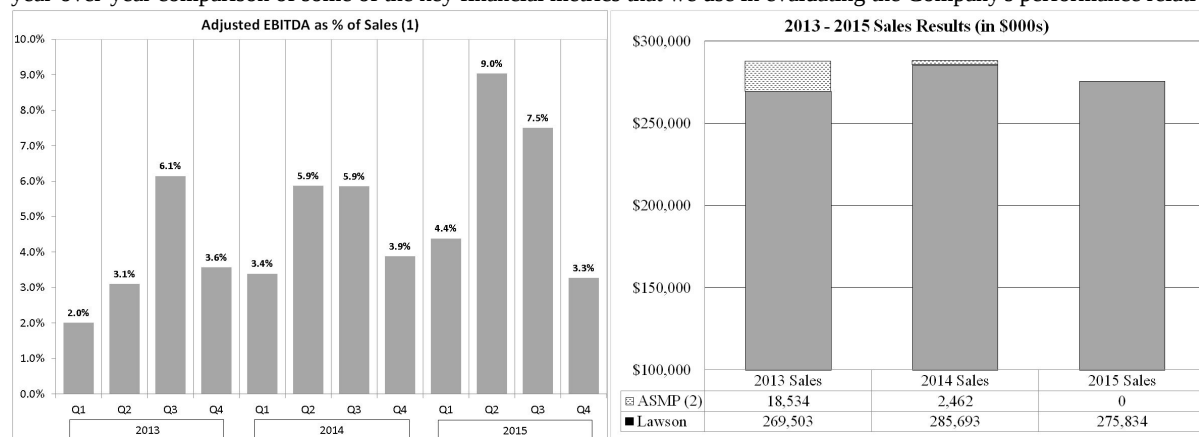
##### *2015 Business Environment and Company Performance*

Lawson serves the industrial, commercial, institutional and government maintenance, repair and operations (“MRO”) market. Our strategic focus in 2015 was to continue to invest in the business and improve profitability, grow sales, improve the customer experience, improve efficiency and maintain compliance. We believe we have created a scalable infrastructure that will allow us to take full advantage of future growth opportunities and our efforts in 2015 resulted in the following strategic accomplishments:

- *Generated Positive Adjusted EBITDA* - Achieved \$17.1 million of Adjusted EBITDA in 2015, partially driven by lower Selling, General & Administrative expenses.
- *Increased Gross Profit Margin* - Our gross profit margin increased from 60.4% in 2014 to 61.3% in 2015.
- *Expanded our Sales Team* - We increased the number of net active sales representatives from 916 on December 31, 2014 to 937 on December 31, 2015.
- *Acquisition* - We completed an acquisition of a small family-owned auto body parts distributor to complement our Kent Automotive business and increase our presence in Western Canada.
- *Lean Six Sigma* - We successfully completed six Lean Six Sigma projects including standardizing the training received by all new sales representatives.
- *Improved Operational Performance* - We continued to improve the fundamentals of our business, measured as improved customer service levels to our customers as well as reduced customer backorders.

## Executive Compensation in 2015 Relative to Company Performance

The Company's 2015 financial performance demonstrated that we have improved operationally and we believe the infrastructure is in place for future growth. We improved profitability in a year when sales growth in the MRO industry moderated year-over year from 2014. The following tables highlight the year-over-year comparison of some of the key financial metrics that we use in evaluating the Company's performance relative to compensation.



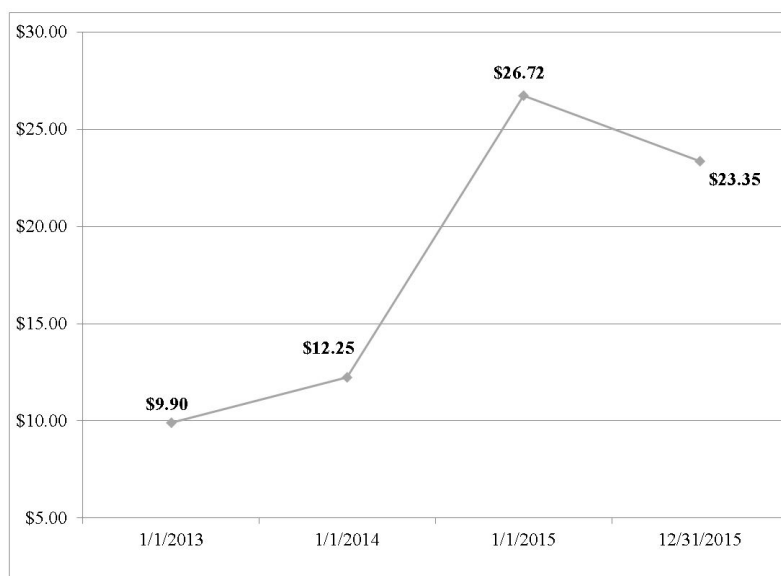
- (1) Adjusted EBITDA consists of earnings before interest, taxes, depreciation and amortization plus/minus other adjustments including incentive compensation, foreign exchange impact, acquisition activity and other non-routine, non-operating adjustments (for additional detail, see AIP section).
- (2) ASMP subsidiary disposed of in February 2014.

The close relationship between pay and shareholder value has resulted from the 100% performance-based structure of our annual incentive plan ("AIP") and our long-term incentive plan ("LTIP"). Our 2015 financial results as compared to our pre-established performance targets set for the 2015 AIP and 2013-2015 LTIP was as follows:

- 2015 AIP:
  - \$17.1 million in Adjusted EBITDA (for additional detail, see AIP section) compared to a \$16.3 million target
  - \$279.7 million in Adjusted Net Sales (for additional detail, see AIP section) compared to a \$301.4 million target
- 2013-2015 LTIP:
  - The 2013-2015 LTIP award vested on December 31, 2015 in the form of SPRs (with a strike price of \$12.18 per share) and MSUs. MSUs vested at the maximum award level because the Company's trailing 30-day average closing stock price exceeded the maximum price level of \$18.00. Additional details are provided in the "Long-Term Incentive Plan" section as well as the "Option/SPR Exercises and Stock Vested in 2015" table.



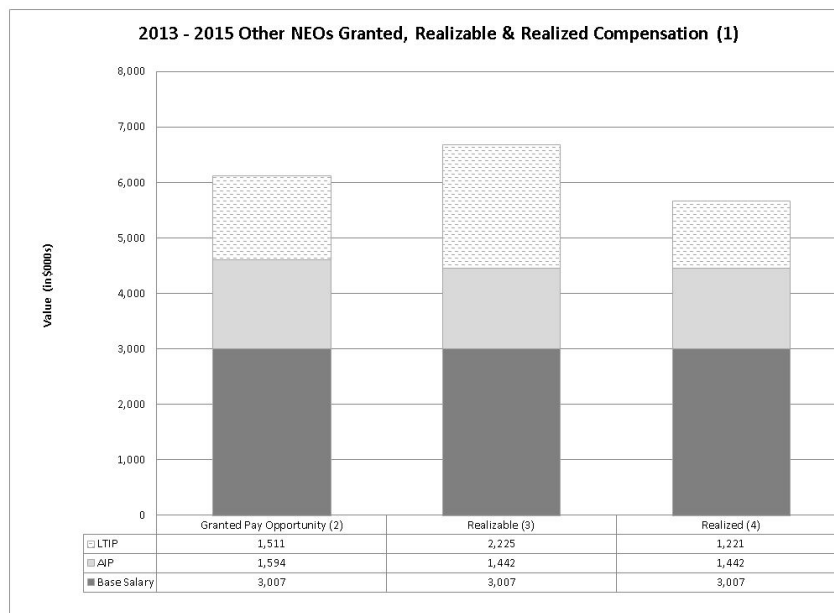
We align the interests of the senior team with our stockholders through our LTIP, which consists solely of performance-based stock-based awards. The NEOs are rewarded for growth in the same manner as stockholders and will only realize value in their awards if the Company's stock price appreciates in value from the date the award is approved by the Board. We are highlighting the Company's stock price performance from January 1, 2013 through December 31, 2015.



### ***2015 NEOs Compensation Aligns With Performance***

The total compensation cost of our senior team continues to be aligned with our business results and the market value of the Company. For the three years, we are disclosing the granted pay opportunity, realizable and realized compensation of our NEOs. For that period ending our share price has increased 136%, or about 43% per year, resulting in a significant appreciation for our stockholders. At the same time, realizable and realized compensation has largely followed our share price over the same period reflecting the fact that most of our NEO total compensation is provided in the form of SPRs and MSUs, with the actual value of these awards tied 100% to the company's share price.

To summarize how our CEO and other NEOs' compensation have been aligned over the 2013-2015 time period, we are illustrating the granted pay opportunity compensation, as well as the compensation realizable and realized from annual and long-term awards made over the same time period, in the tables below. We believe the inclusion of realizable compensation enhances our compensation disclosure as realizable pay is a compensation measure that focuses on the middle of our compensation lifecycle - after award opportunities have been granted. Additionally, realized compensation sets forth the compensation that has been earned based upon awards granted throughout the three-year performance cycle. The "Summary Compensation Table" on page 34 and the "Options/SPR Exercises and Stock Vested in 2015" table on page 39 measure value at the two ends of the compensation lifecycle - when the pay is granted, and when it is ultimately realized by the executive.



(1) The 2013-2015 granted pay opportunity, realizable and realized compensation for Messrs. Jenkins, Knutson and McCarthy are included in the chart above. Mr. Jacobson is not included, as he and the Company agreed to terminate his employment effective September 30, 2015.

(2) In the chart above, "Granted Pay Opportunity" equals the sum of the three prior years (i.e., 2013-2015): (i) Salary (as reported in the Summary Compensation Table ("SCT") on page 34), (ii) target value of AIP, and (iii) the grant date fair-value of LTIP awards as reported in the SCT.

(3) In the chart above, "Realizable Pay" equals the sum of the three prior years: (i) Salary earned, (ii) AIP earned, and (iii) the value of all earned long-term incentive awards for the completed performance cycle, as well as unvested LTIP awards for the ongoing performance cycle. All unvested long-term incentive awards are valued based on our stock price as of December 31, 2015. The 2014-2016 MSUs reflect maximum awards, as closing stock price at December 31, 2015 of \$23.35 per share exceeds maximum price of \$20.00. The realizable value of the NEOs' 2015-2017 LTIP award is zero, as the Company's stock price as of December 31, 2015 does not meet threshold award levels.

(4) In the chart above, "Realized Pay" equals the sum of the three prior years: (i) Salary earned, (ii) AIP earned, and (iii) the value of all earned LTIP awards for the completed performance cycle.

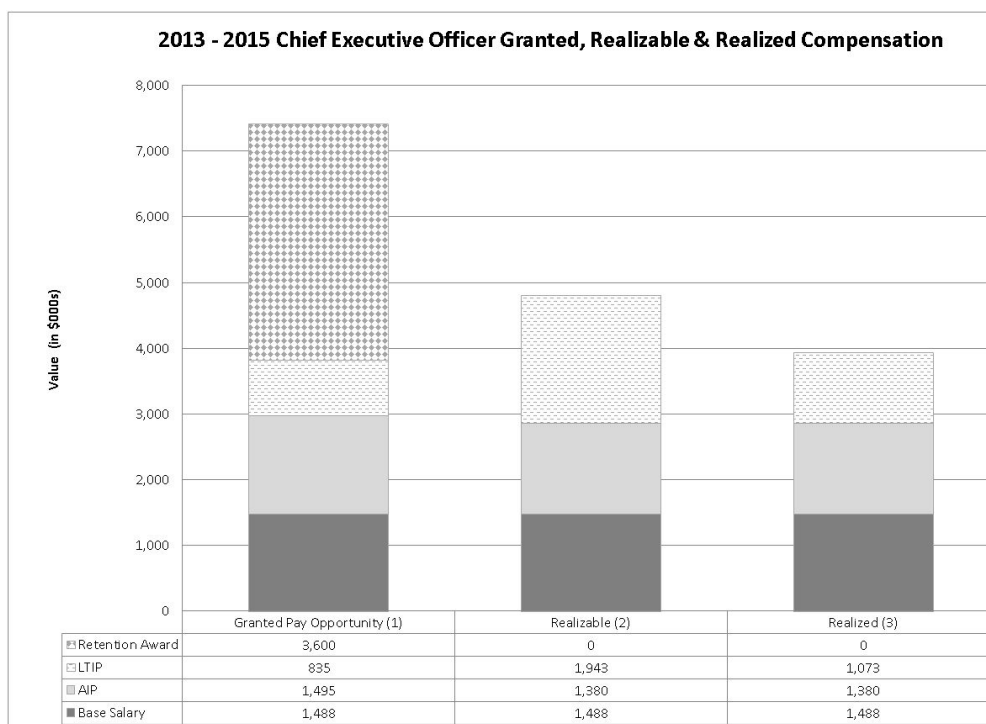
### ***Employment Agreement with our CEO***

Mr. DeCata has been instrumental to our business turnaround and our path to future profitable growth of the Company. The Board believes it is important to retain Mr. DeCata on a long-term basis. Therefore, on January 12, 2015, the Company entered into a new employment agreement with Michael G. DeCata, as President and Chief Executive Officer. This agreement replaces and supersedes the original employment agreement, dated October 16, 2012, by and between the Company and Mr. DeCata.

Concurrent with the employment agreement, the Company awarded Mr. DeCata 40,000 stock options and 380,000 SPRs under the Company's 2009 Equity Compensation Plan (as amended and restated effective May 13, 2014, the "Equity Plan"). The majority of the award was granted at exercise prices above fair market value of Lawson shares as of the grant date. The Board decided to grant Mr. DeCata these awards in lieu of his participation in the 2015-2017 LTIP for Lawson's other NEOs and selected other executives. We believe we have an effective LTIP, however, to retain Mr. DeCata, the Board decided to provide a more significant incentive to grow stockholder value.

### ***2015 CEO Compensation Aligns With Performance***

As illustrated in the table below, the realizable and realized compensation for Mr. DeCata over the performance cycle of the last three years (2013-2015) is less than the granted pay opportunity and demonstrates the pay and performance alignment of our program.



(1) In the chart above, “Granted Pay Opportunity” equals the sum of the three prior years (i.e., 2013-2015): (i) the grant date fair value of Mr. DeCata’s performance-based retention award, (ii) Salary (as reported in the SCT), (iii) target value of AIP, and (iv) the grant date fair value of LTIP awards as reported in the SCT.

(2) In the chart above, “Realizable Pay” equals the sum of the three prior years: (i) the value of Mr. DeCata’s performance-based retention award based on our stock price as of December 31, 2015 (the realizable value of the award is zero), (ii) Salary earned, (iii) AIP earned, and (iv) the value of all earned LTIP awards for the completed performance cycle and unvested long-term incentive awards for the ongoing performance cycle. All unvested long-term incentive awards are valued based on our stock price as of December 31, 2015. The 2014-2016 MSUs reflect maximum awards, as closing stock price at December 31, 2015 of \$23.35 per share exceeds maximum price of \$20.00.

(3) In the chart above, “Realized Pay” equals the sum of the three prior years: (i) the value of Mr. DeCata’s performance-based retention award based on our stock price as of December 31, 2015 (the realized value of the award is zero), (ii) Salary earned, (iii) AIP earned, and (iv) the value of all earned LTIP awards for the completed performance cycle.

As noted, Mr. DeCata did not participate in the 2015-2017 LTIP. Rather, as part of the renewal of his three-year employment agreement in 2015, he received a performance-based retention award consisting of stock options and stock performance rights (“SPRs”), which link directly to the future appreciation in the Company’s shareholder value. As shown in the table above, this award does not have any realizable value as of December 31, 2015. We are summarizing the required stock price appreciation that must be achieved, as compared to the Company’s 2015 year ending stock price, to meet the exercise price of each tranche, as well as the growth needed for the value of this award to meet our target LTIP opportunity level.

Stock Price	Retention Award Value	Stock Price Growth	% of Target LTIP Opportunity
2015 Year End <sup>(1)</sup>	\$ —	—%	—%
25.16 <sup>(2)</sup>	—	7.8%	—%
27.99 <sup>(3)</sup>	510,000	19.9%	100.0%
29.16 <sup>(4)</sup>	720,000	24.9%	141.2%
33.16 <sup>(5)</sup>	2,000,000	42.0%	392.0%

- (1) The Company’s stock price on December 31, 2015 was \$23.35.
- (2) Represents the exercise price of the first tranche of Mr. DeCata’s retention award.
- (3) Represents stock price needed for the value of Mr. DeCata’s retention award to meet target LTIP opportunity.
- (4) Represents the exercise price of the second tranche of Mr. DeCata’s retention award.
- (5) Represents the exercise price of the third tranche of Mr. DeCata’s retention award.

### ***Named Executive Officer Separation***

The Company and Allen D. Jacobson agreed to terminate his employment as Senior Vice President, Sales effective September 30, 2015. In connection with Mr. Jacobson's separation agreement, he received payments and benefits as described as follows: severance equal to one (1) times his current base salary, and continued coverage under the Company's group health plan, including spousal and dependent coverage for a period of eighteen (18) months. In addition, Mr. Jacobson received a payment of \$50,000 in connection with his participation in the Company's 2015 AIP. The total amount payable on a salary continuation basis to Mr. Jacobson upon separation from the Company is \$271,108. Pursuant to the terms of his equity award agreements, he was entitled to partial accelerated vesting in his outstanding equity awards, which amounted to \$166,509.

### ***2015 Changes to the Compensation Program***

Our anticipated 2015 financial performance, along with the individual performance of our NEOs, served as key factors in determining compensation for 2015. We did not change any compensation programs in 2015; however, the Compensation Committee approved base salary increases to all of our NEOs, with the exception of the CEO.

### ***Corporate Governance Practices Impacting Executive Compensation***

The continued focus on our overall pay-for-performance philosophy is supported by the Company's compensation governance framework, which is demonstrated by the following policies:

- Post-Vest Holding Requirement - In January 2016, the Compensation Committee instituted a two-year post-vest holding requirement for the Chief Executive Officer and President, Chief Financial Officer, Treasurer and Controller, and the Secretary, General Counsel, and Chief Compliance Officer. We believe this change will help better align these executives' long-term interests with those of our stockholders. The executives are required to hold and not transfer or otherwise dispose of one-hundred percent (100%) of MSUs granted after January 1, 2016 which vest, net of taxes, and then issued as shares of common stock. In addition, future awards granted in the form of equity may also be subject to this holding requirement. The holding period requirement survives their potential separation from the Company through the applicable hold period.
- Anti-Hedging Policy - Our Anti-Hedging policy prohibits our directors, NEOs and other key executive officers from hedging the economic interest in the Company securities that they hold (as described in more detail under "Anti-Hedging Policy" on page 13).
- Clawback Policy - Our Clawback Policy protects the Company in the event that the Company is required to prepare an accounting restatement due to the material noncompliance of the Company with any financial reporting requirement under the securities laws (as described in more detail under "Clawback Policy" on page 12).
- Gross-Up on Change In Control Payments - We do not pay tax gross-ups for change in control payments under Code Section 280G.
- Independent Compensation Consultant - The Compensation Committee's engagement of an independent compensation consultant that does not provide any services to management and that had no prior relationship with management prior to the engagement.
- Risk Management Program - Our strong Enterprise Risk Management Program which includes our Compensation Committee's oversight of the ongoing evaluation of the relationship between our compensation programs and risk.

### ***Response to Say-On-Pay Vote***

The advisory stockholder vote on the executive compensation for the Company's NEOs (the "Say-on-Pay Proposal") is non-binding. However, the Compensation Committee has considered, and will continue to consider, the outcome of this vote each year such a vote is taken when making compensation decisions for our CEO and other NEOs. At our annual meeting of stockholders held on May 13, 2014, our Say-on-Pay Proposal received approximately 93% support from our stockholders (excluding broker non-votes). The Compensation Committee believes that this stockholder vote strongly endorsed the compensation philosophy of the Company. Accordingly, the Compensation Committee did not take any specific actions with respect to its executive compensation programs as a direct result of the 2014 Say-on-Pay Proposal. The Compensation Committee will continue to consider the outcome of the Company's say-on-pay votes when making future compensation decisions for the NEOs. In 2011, the stockholders approved and the Company implemented a triennial frequency for the Say-on-Pay Proposal. The next Say-on-Pay Proposal will occur at the 2017 annual meeting of stockholders.

## Compensation Philosophy and Objectives

Our compensation programs are designed to encourage and reward the creation of long-term stockholder value. The Company's executive compensation programs reward executives for the development and execution of successful business strategies that lead to profitable growth. To deliver the appropriate mix of compensation for each NEO, we provide annual cash compensation, which includes a base salary and an annual incentive opportunity, and a long-term incentive opportunity, which is based 100% on increases to share price of the Company's common stock from the date of grant. We believe the mix of these forms of compensation, in the aggregate, balances the reward for each executive's contributions to our Company.

The Company guides its executive compensation programs with a compensation philosophy expressed in these three principles:

1. *Talent Acquisition & Retention.* We believe that having qualified people at every level of our Company is critical to our success. Our compensation programs are designed to encourage talented executives to join and continue their careers as part of our senior management team.
2. *Accountability for Lawson's Business Performance.* To achieve alignment between the interests of our executives and our stockholders, we use short-term and long-term incentive awards. Our NEOs' compensation increases or decreases are based on how well they achieve the established performance goals and the increase in stockholder value.
3. *Accountability for Individual Performance.* We believe teams and individuals should be rewarded when their contributions are exemplary and significantly support Company performance and value creation.

When making compensation decisions, the various elements of compensation are evaluated together, and the level of compensation opportunity provided for one element may impact the level and design of other elements. We attempt to balance our NEO total compensation program to promote the achievement of both current and long-term performance goals. The Company's overall compensation philosophy is to pay at the median of market competitive practices, with the ability of actual pay to exceed market median for exceeding goals. A NEO's compensation opportunity may benchmark above median levels reflecting individual qualifications, experience and position complexity, but the amount of compensation earned and/or realizable is designed to adjust with the results of our performance.

## Determination of Competitive Practices

### Peer Group for Compensation Benchmarking

We maintain two peer groups of companies - a "core" and a "supplemental" group of companies - in order to assist the Company, the Compensation Committee and the Board to understand the current competitiveness of the TDC of the NEOs as compared to market practices. We use the data from the peer groups to benchmark total direct compensation which includes the level of base salaries and the mix, form and size of annual and long-term incentives provided to executives of similar companies to Lawson in terms of industry and size. In 2015, we engaged FGМК, LLC ("FGМК"), an independent advisory firm, to review these peer groups to help determine their continued relevance for helping make sound compensation decisions.

As a result of this review, we made no modifications to the composition of the core peer group from the prior year, which included the same 12 companies as used in our 2014 review. The core peer group consists of a representation of companies within Lawson's industry with revenues and market capitalization similar to that of Lawson. The core peer group companies had 2014 median revenue of approximately \$468 million and a market capitalization of \$426 million compared to Lawson's 2014 revenue of \$286 million and market capitalization of \$232 million.

We also did not change the composition of the supplemental peer group. The 2015 supplemental peer group consists of 26 companies, with median revenue of \$376 million and market capitalization of \$366 million, thus similar to Lawson in terms of size. The supplemental peer group served as an additional reference point so we could make appropriate compensation decisions based upon comprehensive market reference points. We used the data from the peer groups to benchmark total direct compensation which includes the level of base salaries and the mix, form and size of annual and long-term incentives provided to executives of similar companies to Lawson in terms of industry and size.

The core and supplemental peer groups include the following companies:

Lawson Products, Inc. Core Peer Group

Aceto	Hardinge Inc.
AMPCO-Pittsburgh Corp.	Houston Wire & Cable Inc.
Circor International Inc.	Insteel Industries
Colfax Corp.	Kadant Inc.
DXP Enterprises Inc.	NN Inc.
H&E Equipment Services Inc.	Twin Disc Inc.

Lawson Products, Inc. Supplemental Peer Group

Allied Motion Technologies	MFRI Inc
Badger Meter Inc	P.A.M. Transportation Svcs
Celadon Group Inc	Patrick Industries Inc
Columbus McKinnon Corp	Powell Industries Inc
Culp Inc	Preformed Line Products Co
Dynamic Materials Corp	Starrett (L.S.) Co - CLA
Eastern Co	Sun Hydraulics Corp
Foster (LB) Co	Synalloy Corp
Gorman-Rupp Co	Trex Co Inc
Haynes International Inc	USA Truck Inc
Hurco Companies Inc	Vicor Corp
LSI Industries Inc	Vishay Precision Group Inc
Lydall Inc	Xerium Technologies Inc

The Compensation Committee believes that the proxy peer group benchmarking provides an accurate indicator of total compensation paid by companies with executives that have skills and responsibilities similar to our executives. Compensation for our executives is generally managed within the ranges of compensation paid by companies in the core and supplemental peer groups (“the Peer Group”).

***NEO Compensation Competitiveness Compared to the Peer Group***

We are summarizing how the 2015 TDC of the Company's NEOs compares to the core peer group median and 75th percentiles. In addition to his responsibilities overseeing the Finance department, Mr. Knutson is responsible for our Business Analytics group. In addition to overseeing the Legal Department, and Corporate Secretary functions, Mr. Jenkins also has management responsibility for the Human Resources Department as well as serving as our Chief Compliance Officer.

Title	Peer Group Median TDC, in (\$000s)	Peer Group 75th Percentile TDC, in (\$000s)	Lawson, in (\$000s) TDC (1)
Michael G. DeCata (2)	\$1,657.1	\$2,511.9	\$4,447.1
President and Chief Executive Officer			
Ronald J. Knutson	744.5	1,007.7	707.4
Executive Vice President, Chief Financial Officer, Treasurer and Controller			
Neil E. Jenkins	702.5	945.3	859.2
Executive Vice President, Secretary, General Counsel and Chief Compliance Officer			
Allen D. Jacobson	502.8	595.1	360.4
Former Senior Vice President, Sales			
Shane T. McCarthy	599.9	743.9	426.7
Senior Vice President, Supply Chain and Business Development			

- (1) Represents the NEO's Base Salary, 2015 AIP (paid in February 2016) and the grant date fair value of outstanding awards from the 2015-2017 LTIP, as described in the SCT, including Mr. DeCata's performance-based retention award granted in lieu of his participation in the 2015-2017 LTIP.
- (2) In connection with his new employment agreement, Mr. DeCata received a retention award as described in the "Employment Agreement with our CEO" section.

## Elements of Total Compensation

In determining the type and amount of compensation for each executive, we use both annual cash compensation, which includes a base salary and an annual incentive award, and a long-term incentive opportunity, which is equity based. Our compensation programs are designed to encourage and reward the creation of long-term stockholder value, while at the same time avoiding the encouragement of unnecessary or excessive risk-takings. The Compensation Committee believes the mix of these forms of compensation, in the aggregate, supports the Company's overall compensation objectives of attracting top talent for executive positions, incentivizing such executive officers, motivating and rewarding the achievement of individual and company goals and aligning the interests of executive officers with those of our stockholders. Our annual and long-term incentive plans provide for additional compensation for achievement above set performance targets such that an executive's compensation may reach the 75th percentile of market levels based upon performance.

The following table describes each executive compensation element utilized in 2015 for our NEOs based on the philosophy and objectives described above as well as each element's link to our compensation philosophy.

Comp. Element	Philosophy Statement	Talent Acquisition and Retention	Accountability for Business Performance (Align to Stockholder Interests)	Accountability for Individual Performance (Support Company Performance and Value Creation)
Base Salary	We intend to provide base pay competitive to the market of industry peers across other industries where appropriate. Our goal is to strike a balance between attracting and retaining talent, expecting superior results and finding individuals who can focus on transforming our business. Base salary maintains a standard of living, is used to compete in the market for talent and forms the foundation for other reward vehicles.	X		
Annual Incentive Plan	The 2015 AIP was designed to reward specific annual performance against business measures set by the Board. The amount of the 2015 AIP reward was determined by formula and can vary from 0% to 150% of an individual executive's original target incentive.	X	X	X
2015-2017 Long-Term Incentive Plan	The 2015-2017 LTIP was designed to reward specific performance over a three-year performance cycle. The Committee believes that SPRs align the interests of executives with stockholders in that SPRs only have value to the extent the price of our stock on the date of exercise exceeds the exercise price on the grant date. MSUs were awarded because the award provides a vehicle that has more consistent value delivery compared to cash based performance awards, but also has a direct link to long-term interests of stockholders by rewarding executives for Lawson's performance measured in relation to pre-established threshold, target and maximum stock prices measured at the end of a three-year performance cycle. The MSUs are scheduled to vest from 0% to 150% of an individual executive's target incentive.	X	X	X
Other Compensation and Benefit Programs	Lawson offers employee benefits programs that provide protections for health, welfare and retirement. These programs are standard within the United States and include healthcare, life, disability, dental and vision benefits as well as a 401(k) program and other federally provided programs outside of the US. A deferred compensation program is also provided to a select group of our management, including our NEOs, to provide for tax-advantaged savings beyond the limits of qualified plans. Investment choices are market-based.	X		



## Base Salary

We provide NEOs and other employees with a base salary to compensate them for services rendered during the fiscal year. Base salary represents the only fixed component of the three principal elements of our executive compensation program and is intended to provide a baseline minimum amount of annual compensation for our NEOs. Our base salary philosophy is intended to keep our fixed costs at an appropriate level for each role. In setting base salaries for the CEO and other executives, the Compensation Committee considers:

- Competitive market data;
- The experience, skills and competencies of the individual;
- The duties and responsibilities of the respective executive;
- The ability of the individual to effectively transform our company and culture; and
- The individual's ability to achieve superior results.

We typically consider adjustments to NEO base salaries on an annual basis as part of our review process, as well as upon a promotion. Our NEOs are eligible to receive the same percentage annual merit percentage increase applicable to all other employees and may receive an increase that is more or less than our merit increase guideline as a result of each NEO's current base salary vs. market levels, changes in duties, performance or retention considerations. 2015 base salary increases were approximately 2.4%, on average, for the CEO and other NEOs.

The base salaries for the NEOs in 2014 and 2015 were as follows:

Executive Name	2014 Base Salary <sup>(1)</sup>	2015 Base Salary <sup>(2)</sup>	Change in Base Salary <sup>(3)</sup>
Michael G. DeCata	\$ 510,000	\$ 510,000	\$ —
Ronald J. Knutson	339,900	360,000	20,100
Neil E. Jenkins	422,300	430,750	8,450
Allen D. Jacobson	263,212	271,108	7,896
Shane T. McCarthy	250,000	256,863	6,863

(1) 2014 base salaries were effective March 16, 2014 except for Mr. McCarthy, which was effective April 16, 2014 due to his appointment as Senior Vice President, Supply Chain.

(2) 2015 base salaries were effective March 16, 2015.

(3) Increases in salary were due to merit raises.

## Annual Incentive Plan

We require our NEOs to be focused on achievement of the critical, strategic and tactical objectives that lead to annual Company success. Therefore, performance goals under our AIP align their compensation with our annual business objectives. The design of the AIP, the selected performance measures and targets and the timing of payouts are designed to drive positive business performance on an annual basis.

### 2015 AIP

Pursuant to the terms of the 2015 AIP, each NEO was granted a threshold, target and maximum bonus award opportunity expressed as a percentage of base salary. These bonus award opportunities range from 0% to 150% for our NEOs. The 2015 AIP award opportunities at threshold, target and maximum for the NEOs in 2015 are provided in the table entitled "Grants of Plan Based Awards in 2015."

At the beginning of each year, the Committee approves the assignment of a threshold, target and maximum objective for each financial performance measure. The target objectives are established based upon the operating budget approved by the Board. Actual year-end financial results are compared to plan objectives in order to determine the amount of any NEO bonus. If actual financial results fall between the threshold and target or the target and maximum objectives, bonuses are proportionately increased as a result of the threshold or target objective being exceeded. Notwithstanding the other provisions of the AIP, the Committee has the right to reduce or eliminate any bonus payable to a NEO based upon the Committee's determination of individual performance or other factors it deems relevant. The Committee also has the discretion to adjust performance criteria during a fiscal year if, for example, the initially established performance criteria are rendered unrealistic in light of circumstances beyond the control of the Company and its management. No adjustments were made to the corporate performance criteria during fiscal 2015.

The Company utilized Adjusted EBITDA and Adjusted Net Sales to align executive compensation with our 2015 business objectives. The award opportunity for our NEOs was tied 100% to these two financial performance goals (the award opportunity does not include any individual performance measures). A definition of the two financial measures is provided below:

- "Adjusted EBITDA" consists of earnings before interest, taxes, depreciation and amortization plus/minus other adjustments including incentive compensation, foreign exchange impact, acquisition activity and other non-routine, non-operating adjustments; and
- "Adjusted Net Sales" includes product sales and billings for freight and handling charges, adjusted for the net effect of foreign exchange changes and unplanned acquisition sales.

The 2015 AIP financial performance targets were as follows (dollars in thousands):

	AIP Performance Targets		
	Threshold	Target	Maximum
Adjusted EBITDA	\$ 13,000	\$ 16,300	\$ 20,400
Payout percentage	50%	100%	150%
Adjusted Net Sales	\$ 292,300	\$ 301,400	\$ 313,500
Payout percentage	50%	100%	150%

The Compensation Committee approved AIP short-term performance goals to focus our NEOs on business priorities for the upcoming year. Under the 2015 AIP, target opportunities as a percent of each NEO's salary were set as follows:

	2015 AIP Target		2015 AIP Goal Weighting	
	Amount	Percent of Base Salary	Adjusted EBITDA	Adjusted Net Sales Dollars
Michael G. DeCata	\$ 510,000	100%	60%	40%
Ronald J. Knutson	216,000	60%	60%	40%
Neil E. Jenkins	258,450	60%	60%	40%
Allen D. Jacobson	135,554	50%	40%	60%
Shane T. McCarthy	128,432	50%	60%	40%

The 2015 AIP financial performance measure targets and actual results were as follows (dollars in thousands):

	Actual Results	2015 AIP Performance Targets		
		Threshold	Target	Maximum
Adjusted EBITDA	\$ 17,129	\$ 13,000	\$ 16,300	\$ 20,400
Payout percentage	110.1%	50%	100%	150%
Adjusted Net Sales	\$ 279,663	\$ 292,300	\$ 301,400	\$ 313,500
Payout percentage	0%	50%	100%	150%

- **Adjusted EBITDA**
  - The Adjusted EBITDA target of \$16.3 million was established based on the 2015 EBITDA plan plus AIP and LTIP incentives. Actual 2015 EBITDA including the AIP and LTIP plans was \$14.6 million. This amount was then adjusted for non-routine severance, decrease in the Canadian exchange rate vs. as budgeted, the impact of the acquisition in Western Canada and the ASMP environmental reserve. The aggregate amount of all approved adjustments was \$2.5 million resulting in an Adjusted EBITDA of approximately \$17.1 million for 2015.
- **Adjusted Net Sales**
  - Adjusted Net Sales consisted of the amount reported on our current statement of operations for accounting purposes based upon Generally Accepted Accounting Principles ("GAAP"), adjusted for the net effect of foreign exchange changes and unplanned acquisitions in the aggregate amount of \$3.8 million.

The actual financial results finished above target objective for Adjusted EBITDA and below threshold objective for Adjusted Net Sales. This resulted in 2015 AIP payouts equal to 62.9% of the aggregate target award opportunity for our NEOs.

	2015 AIP Payout	
	Target Payout	Actual Payout
Michael G. DeCata	\$ 510,000	\$ 336,906
Ronald J. Knutson	216,000	142,690
Neil E. Jenkins	258,450	170,732
Allen D. Jacobson <sup>(1)</sup>	135,554	50,000
Shane T. McCarthy	128,432	84,842

(1) As stated in his separation agreement, Mr. Jacobson received a payment of \$50,000 in lieu of the 2015 Annual Incentive Plan.

### **Long-Term Incentive Plan**

#### **Background - LTIP**

The Compensation Committee engaged an independent compensation consultant at FG MK to make LTIP recommendations intended to be competitive with market practices, aligned with the Company's business goals and supportive of the Company's strategy for retaining and motivating leadership talent, as well as rewarding for superior performance. The LTIP design process allows the Committee to evaluate and consider the specific plan components each year. The LTIP is designed to incentivize financial performance over a longer time period than the AIP. The LTIP opportunity, calculated as a percentage of base salary, is formulated to be competitive with market practices and aligned with our compensation philosophy and objectives.

#### **2015-2017 LTIP**

In 2015, long-term incentive awards were granted to the NEOs in two vehicles: twenty-five percent (25%) of the total target opportunity was granted in the form of SPRs and seventy-five percent (75%) in MSUs. The target value of each award and the total 2015-2017 LTIP opportunity to each NEO is as follows:

Executive	SPR Target Award	MSU Target Award	Total 2015-2017 Opportunity
Michael G. DeCata <sup>(1)</sup>	\$ —	\$ —	\$ —
Ronald J. Knutson	67,980	203,940	271,920
Neil E. Jenkins	84,460	253,380	337,840
Allen D. Jacobson	29,611	88,834	118,445
Shane T. McCarthy	28,125	84,375	112,500

(1) Mr. DeCata is not a participant in the 2015-2017 LTIP plan; however, he was granted equity pursuant to his employment agreement entered into on January 12, 2015 as discussed in the "Overview of 2015 Performance and Compensation" section.

#### **Rationale for 2015-2017 LTIP Awards**

**Why award SPRs?** The SPRs were granted with an exercise price equal to the fair market value of Lawson stock as of the date of grant. SPRs are cash-settled awards that operate in the same manner as stock options in that each participant will only realize value in an amount equal to the difference between fair market value at exercise date and the underlying exercise price. Therefore, NEOs are rewarded for growth in the same manner as stockholders. For the 2015-2017 LTIP, the SPRs were granted with the following terms:

- The SPRs cliff vest in full on December 31, 2017, provided that the participant remains continuously employed by the Company through such date. Each participant will then have 5 years after this vest date to exercise some or all of the vested SPRs. Additional details on the SPRs include:
  - The exercise price of the SPR award was equal to \$25.16.
  - The executive will realize ordinary income on the difference between the exercise price and the fair market value of the SPRs at exercise date.

**Why award MSUs?** MSUs are stock-settled awards that have a direct link to long-term interests of stockholders by rewarding executives for Lawson's share price change vs. threshold, target and maximum stock price goals as recommended by the Committee, measured over the three-year performance cycle from grant date. The actual number of shares of our common stock issuable under MSUs is therefore variable based on the Company's stock price over the three-year performance period.

For the 2015-2017 LTIP, the potential value of MSUs will be determined as follows:

- The number of MSUs that will vest is based upon share price attainment determined by the trailing 30-day average closing price of the Company's common stock on the vest date of December 31, 2017. Each participant will vest in the MSUs as follows:

	Threshold	Target	Maximum
Average Closing Stock Price (as of December 31, 2017)	\$ 28.00	\$ 31.50	\$ 35.00
% of Target MSUs Vested	50%	100%	150%

If the final stock price is between each of the above as stated, the number of MSUs vested will be calculated using straight-line interpolation between each defined share price level. If the stock price is below \$28.00, the executive would not receive an award. If the stock price exceeds \$35.00, the executive would receive 150% of their target award. The executive will realize ordinary income, if any, on the MSUs based upon the fair market value of each MSU at vest date.

#### 2014-2016 LTIP

In 2014, long-term incentive awards were granted to the NEOs in two vehicles: 50 percent (50%) of the total target opportunity was granted in the form of SPRs and fifty percent (50%) in MSUs. The target value of each award and the total 2014-2016 long-term incentive opportunity to each NEO is as follows:

Executive	SPR Target Award	MSU Target Award	Total 2014-2016 Opportunity
Michael G. DeCata	\$ 237,500	\$ 237,500	\$ 475,000
Ronald J. Knutson	99,000	99,000	198,000
Neil E. Jenkins	123,000	123,000	246,000
Allen D. Jacobson	57,498	57,498	114,996
Shane T. McCarthy	51,750	51,750	103,500

- The SPRs cliff vest in full on December 31, 2016, provided that the participant remains continuously employed by the Company through such date. Each participant will then have 5 years after this vest date to exercise some or all of the vested SPRs. Additional details on the SPRs include:
  - The exercise price of the SPR award was equal to \$12.88 for all participants with the exception of Mr. Jacobson whose award has an exercise price equal to \$13.92. This is based on the Company's closing stock price on February 7, 2014, the date of Mr. Jacobson's promotion to Senior Vice President, Sales.
  - The executive will realize ordinary income, if any, on the difference between the exercise price and the fair market value of the SPR at exercise date.
- The number of MSUs that will vest is based upon share price attainment determined by the trailing 30-day average closing price of the Company's common stock on the vest date of December 31, 2016. Each participant will vest in the MSUs as follows:

	Threshold	Target	Maximum
Average Closing Stock Price (as of December 31, 2016)	\$ 13.61	\$ 16.00	\$ 20.00
% of Target MSUs Vested	50%	100%	150%

If the final stock price is between each of the above as stated, the number of MSUs vested will be calculated using straight-line interpolation between each defined share price level. If the stock price is below \$13.61, the executive would not receive an award. If the stock price exceeds \$20.00, the executive would receive 150% of their target award. The executive will realize ordinary income, if any, on the MSUs based upon the fair market value of each MSU at vest date.

## 2013-2015 LTIP

In 2013, long-term incentive awards were granted to the NEOs in two vehicles: fifty percent (50%) of the total target opportunity was granted in the form of SPRs and fifty percent (50%) in MSUs. The value of each award and the total 2013-2015 long-term incentive opportunity to each NEO is as follows:

Executive	SPR Target Award	MSU Target Award	Total 2013-2015 Opportunity
Michael G. DeCata	\$ 237,500	\$ 237,500	\$ 475,000
Ronald J. Knutson	99,000	99,000	198,000
Neil E. Jenkins	123,000	123,000	246,000
Allen D. Jacobson	25,555	25,555	51,110
Shane T. McCarthy	48,375	48,375	96,750

- The SPRs cliff vested in full on December 31, 2015, provided that the participant remained continuously employed by the Company through such date. Each participant will then have 5 years after this vest date to exercise some or all of the vested SPRs. Additional details on the SPRs include:
  - The exercise price of the SPR award was equal to \$12.18.
  - The executive will realize ordinary income, if any, on the difference between the exercise price and the fair market value of the SPR at exercise date.
- The number of MSUs that will vest is based upon share price attainment determined by the trailing 30-day average closing price of the Company's common stock on the vest date of December 31, 2015. Each participant vested in the MSUs as follows:

	Threshold	Target	Maximum
Average Closing Stock Price (as of December 31, 2015)	\$ 12.18	\$ 13.50	\$ 18.00
% of Target MSUs Vested	50%	100%	150%

Since the stock price exceeded \$18.00, the executives received 150% of their target award. The executives realized ordinary income on the MSUs based upon the fair market value of each MSU at vest date unless such awards were deferred into the Company's 2004 Executive Deferral Plan.

## 2016 Total Direct Compensation Programs

### Base Salary and Incentive Plans

2016 base salary increases, AIP and LTIP opportunities and performance targets for our NEOs have been approved by the Compensation Committee. Consistent with prior years, the Company has reviewed NEO base salary levels and provided a merit increase as appropriate. NEOs are eligible for an AIP award based on the Company's 2016 performance against Adjusted EBITDA and Adjusted Net Sales targets. In addition, each NEO received a LTIP award consisting of SPRs and MSUs. As noted above, the Compensation Committee instituted a two-year post-vest holding requirement on MSUs granted to the top three named executive officers - the President and Chief Executive Officer, the Chief Financial Officer, Treasurer and Controller, and the Secretary, General Counsel, and Chief Compliance Officer to further align these executives' long-term interests with those of our stockholders. The value of the 2016 AIP and LTIP award opportunities is calculated as a percentage of each NEO's base salary and are consistent with the 2015 target opportunity levels.

### Benefits and Retirement Plans

The NEOs are eligible for both "standard" and "non-qualified" benefits. Standard benefits are generally available to all of our employees and in some cases are subject to favorable tax treatment. Our standard benefit plans cover such items as health insurance, life insurance, vacation, profit sharing and 401(k) retirement savings. NEOs and employees are required to contribute to offset a portion of the cost of certain plans. In contrast to our standard benefits plans, non-qualified plans are not generally available to all employees and are not subject to favorable tax treatment under the Code.

Non-qualified benefits available to executives include the opportunity to receive Company profit sharing and 401(k) matching contributions in excess of the 2015 IRS annual compensation limit of \$265,000, but not to exceed their current base salary, as well

as the opportunity to defer compensation in a deferred compensation plan. The deferred compensation plan allows participants to defer the receipt of compensation arising from cash or vested stock-based compensation until a later year from the year earned and, therefore, defer payment of income taxes into retirement years when their personal income and tax levels are generally lower. A feature of the deferred compensation plan allows participants to select a set of mutual funds, which are then tracked for growth. The Company purchases life insurance policies which have been deposited into a rabbi trust to offset the Company's deferred compensation liability. Executives in the plan are unsecured creditors of the Company.

The Company has broad-based, qualified profit-sharing and 401(k) plans available to the NEOs, along with other employees, to facilitate retirement savings. Along with other employees, the Company matches 100% of the first 3% and 50% of the next 2% of NEO contributions to the 401(k) plan. The Company does not offer any other post-retirement benefits to the CEO or other NEOs. For 2015, the Company made a profit sharing contribution of 0.75% of eligible earnings, which was allocated among participants, pro-rata, according to their compensation.

#### Perquisites

We occasionally offer relocation benefits to certain executives under our executive relocation policy. However, we do not currently offer other perquisites for our executives such as country club memberships, executive life insurance or car allowances. Nor do we provide executives with the use of a company aircraft, the services of an executive dining room or vehicles.

#### **Separation and Change-in-Control**

##### Employment and Change-in-Control Contracts

Certain NEOs have employment contracts with the Company as further described in the "Compensation Agreements" section below. Employment and change-in-control contracts help attract executives to work for the Company by protecting them from certain risks, such as position elimination in the event of a business reorganization or a change in control or sale of the Company. The executives or their heirs may also be protected in case of disability or death.

#### **Role of Executives in Setting Compensation**

The Company's CEO makes recommendations on compensation to the Compensation Committee for all executive officers except himself. Executive officers will generally make compensation recommendations to the CEO regarding employees who report to them. Executives are not involved in decisions regarding their own compensation. The Compensation Committee has overall responsibility for the compensation programs for the CEO and other NEOs as described in the Corporate Governance section under "The Compensation Committee". The CEO may not be present in any meeting of the Compensation Committee in which his compensation is discussed.

#### **Compensation Committee Interlocks and Insider Participation**

In 2015, no executive officer of the Company served on the Board of Directors or Compensation Committee of any other company with respect to which any member of the Compensation Committee was engaged as an executive officer. No member of the Compensation Committee was an officer or employee of the Company during 2015 and no member of the Compensation Committee was formerly an employee of the Company.

#### **Role of the Independent Compensation Consultant**

In 2015, the Compensation Committee engaged FGMK to perform benchmarking analyses of executive officer compensation and make recommendations on performance metrics and incentive opportunity levels for the NEOs. FGMK was asked to make recommendations related to the LTIP awards, including plan design, performance metrics and goals, and related incentive opportunities and estimated plan costs. The Compensation Committee has reviewed the independence of FGMK in light of SEC rules and NASDAQ listing standards regarding compensation consultants and has concluded that FGMK's work for the Compensation Committee does not raise any conflict of interest. All work performed by FGMK is subject to review and approval of the Compensation Committee.

## **Tax & Accounting Considerations**

### Policy with Respect to Code Section 162(m)

Code Section 162(m) limits the Company's ability to deduct compensation paid in any given year to our CEO and the three other most highly compensated officers other than the chief financial officer (the "Covered Employees") in excess of \$1.0 million. Performance-based compensation may be structured to be exempt from this restriction. The Compensation Committee may grant awards under the Equity Plan, including annual incentive awards, which are intended to meet the performance-based compensation exception under Code Section 162(m). However, we reserve the right to design compensation plans and grant awards that recognize a full range of performance and other criteria important to our success regardless of the federal tax deductibility of compensation paid under those plans.

### Stock-Based Compensation

The fair value of stock-based compensation, which includes equity incentives such as stock options, RSAs, MSUs and SPRs, is measured in accordance with GAAP and is expensed over the applicable vesting period.

### Code Sections 280G and 4999

Code Sections 280G and 4999 relate to a 20% excise tax that may be levied on a payment made to an executive as a result of a change-in-control ("CIC") if the payment exceeds three times the executive's base earnings (as defined by Code Section 280G). The Company seeks to minimize the tax consequences that might arise under a potential CIC of Lawson by limiting the amount of compensation that may be paid to an executive in such a circumstance. In the event the excise tax is triggered, the existing CIC agreements provide that the Company will reduce the CIC payment by the amount necessary so that the payment will not be subject to the excise tax, if this would result in the most beneficial outcome for the executive, net of all federal state and excise taxes. Should the Company not reduce the payment as noted, the existing agreements do not provide for any gross-up payment related to potential Code Section 280G excise taxes, which are the sole responsibility of the executive.

## **Report of the Compensation Committee**

The Compensation Committee reviewed and discussed with management the foregoing Compensation Discussion and Analysis required by Item 402(b) of Regulation S-K for the year ended December 31, 2015. Based on such review and discussion, the Compensation Committee recommended to the Board, and the Board approved, that the Compensation Discussion and Analysis be included in this Proxy Statement.

Respectfully Submitted by the Compensation Committee:

Lee S. Hillman (Chairman)  
Andrew B. Albert  
I. Steven Edelson

## COMPENSATION AGREEMENTS

Key terms of compensation agreements currently in effect between the Company and its NEOs are summarized below.

### **Mr. Michael G. DeCata**

Mr. DeCata became employed under an October 16, 2012 agreement. Mr. DeCata is currently employed under a new employment agreement as of January 12, 2015. This agreement replaces and supersedes his original employment agreement, dated October 16, 2012. Mr. DeCata's annual base salary was set at \$510,000 effective March 16, 2015.

Pursuant to this agreement, Mr. DeCata is eligible for a performance-based annual incentive opportunity as determined each year by the Board-approved Annual Incentive Plan. In accordance with the employment agreement, the Company entered into an award agreement with Mr. DeCata pursuant to which the Company awarded him an option to purchase 40,000 shares of our common stock and 380,000 SPRs under the Company's Equity Plan.

If the Company terminates Mr. DeCata without cause, or he terminates his employment for good reason, Mr. DeCata will receive his then current base salary for 18 months; an amount equal to Mr. DeCata's target bonus with respect to the year in which termination occurs (or, if the target bonus for such year has not been established as of the date of termination, the target bonus for the prior year); coverage under the Company's health benefit plans for an additional 18 months following termination; and all of outstanding unvested equity awards that would have otherwise vested during the 18 month period had he remained employed during this period, if any, shall immediately vest upon the effective date of the termination. Mr. DeCata will have until the earlier of (A) one year following the effective date of termination (or such longer exercise period that may be provided in an award agreement evidencing such equity award) and (B) the expiration of the term of such equity award to exercise any vested equity award that is subject to being exercised. This shall apply only to unvested equity awards where vesting is solely service-based, but shall not apply to unvested equity awards where vesting is performance-based in whole or in part.

If within 12 months following a CIC the Company terminates Mr. DeCata's employment without cause or if he terminates his employment for good reason, he will be entitled to receive a lump sum payment equal to two times his then current annual base salary and two times the higher of the target bonus or the actual bonus for the prior year. In addition, Mr. DeCata and his family will be covered under the Company's health benefit plans for two years following termination. All of Mr. DeCata's outstanding equity awards, if any, shall immediately vest upon the effective date of termination to the extent not already vested, and he shall have until the earlier of (A) one year following the effective date of termination (or such longer exercise period that may be provided in an award agreement evidencing such equity award) and (B) the expiration of the term of such equity award to exercise any equity award that is subject to being exercised.

In the event Mr. DeCata dies while employed by the Company, his designated beneficiaries will receive an amount equal to 1.5 times Mr. DeCata's then current annual base salary and they will be entitled to coverage under the Company's health benefit plans for an additional 18 months.

If Mr. DeCata becomes disabled, the Company will pay his compensation at a rate equal to 100% of his then current salary for twelve months and at a rate equal to 60% of his then current salary for twenty-four months thereafter. Coverage under the Company's health benefit plan will be continued for five and one-half years (see Summary Table of Potential Payments Upon Termination or Change-in-Control).

Mr. DeCata has agreed not to compete with the Company during the period of employment and for a period of 18 months thereafter.

### **Mr. Ronald J. Knutson**

Mr. Knutson is employed under an amended and restated employment agreement as of August 29, 2012. Mr. Knutson's annual base salary was set at \$360,000 effective March 16, 2015.

The agreement provides that he will be eligible for performance-based annual incentive bonuses, he is eligible to participate in the LTIP and he is eligible to receive various equity-based compensation awards including stock options, SPRs, MSUs, RSAs and stock award grants.

If the Company terminates Mr. Knutson without cause, or he terminates his employment for good reason, Mr. Knutson will receive his then current base salary for 2 years, a pro rata bonus based on the most recent annual bonus, outplacement services not to exceed \$25,000, and coverage under the Company's health benefit plans for an additional two years following termination.



If within 12 months following a CIC the Company terminates Mr. Knutson's employment without cause or if he terminates his employment for good reason, he will be entitled to receive a lump sum payment equal to two times his then current annual base salary and two times the most recent annual bonus. In addition, all previously unvested equity-based compensation awards granted to him will immediately vest and become fully exercisable as of the date of termination for a period of 90 days. Mr. Knutson and his family will be covered under the Company's health benefit plans for two years following termination, as well as outplacement services not to exceed \$25,000.

In the event Mr. Knutson dies while employed by the Company, his designated beneficiaries will receive an amount equal to 2 times Mr. Knutson's then current annual base salary and they will be entitled to coverage under the Company's health benefit plans for an additional 2 years.

If Mr. Knutson becomes disabled, the Company will pay his compensation at a rate equal to 100% of his then current salary for twelve months and at a rate equal to 60% of his then current base salary for twenty-four months thereafter. Coverage under the Company's health benefit plan will be continued for five and one-half years (see Summary Table of Potential Payments Upon Termination or Change-in-Control).

Mr. Knutson has agreed not to compete with the Company during the period of employment and for a period of two years thereafter.

#### **Mr. Neil E. Jenkins**

Mr. Jenkins is employed under an amended and restated employment agreement as of August 29, 2012. Mr. Jenkins' annual base salary was set at \$430,750 effective March 16, 2015.

The agreement provides that he will be eligible for performance-based annual incentive bonuses, he is eligible to participate in the LTIP and he is eligible to receive various equity-based compensation awards including stock options, SPRs, MSUs, RSAs and stock award grants.

If the Company terminates Mr. Jenkins without cause, or he terminates his employment for good reason, Mr. Jenkins will receive his then current base salary for 2 years, a pro rata bonus based on the most recent annual bonus, and coverage under the Company's health benefit plans for an additional two years following termination.

If within 12 months following a CIC the Company terminates Mr. Jenkins' employment without cause or if he terminates his employment for good reason, he will be entitled to receive a lump sum payment equal to two times his then current annual base salary and two times the most recent annual bonus. In addition, all previously unvested equity-based compensation awards granted to him will immediately vest and become fully exercisable as of the date of termination for a period of 90 days. Mr. Jenkins and his family will be covered under the Company's health benefit plans for two years following termination.

In the event Mr. Jenkins dies while employed by the Company, his designated beneficiaries will receive an amount equal to 2 times Mr. Jenkins' then current annual base salary and they will be entitled to coverage under the Company's health benefit plans for an additional 2 years.

If Mr. Jenkins becomes disabled, the Company will pay his compensation at a rate equal to 100% of his then current salary for twelve months and at a rate equal to 60% of his then current salary for twenty-four months thereafter. Coverage under the Company's health benefit plan will be continued for five and one-half years (see Summary Table of Potential Payments Upon Termination or Change-in-Control).

Mr. Jenkins has agreed not to compete with the Company during the period of employment and for a period of two years thereafter.

**Shane T. McCarthy**

Mr. McCarthy is not employed under an employment agreement, however, certain terms of his employment are described under his CIC agreement as of October 15, 2015. This agreement provides that if Mr. McCarthy is terminated due to a CIC, he will be entitled to receive severance in the amount of 12 months of his then current base salary, as well as the greater of his then current target annual bonus payout level and the annual incentive bonus most recently paid to Mr. McCarthy. All of Mr. McCarthy's outstanding equity awards, if any, shall immediately vest upon the effective date of termination to the extent not already vested, and he shall have until the earlier of (A) ninety (90) days following the effective date of termination (or such longer exercise period that may be provided in an award agreement evidencing such equity award) and (B) the term of such equity award to exercise any vested equity award that is subject to being exercised.

Mr. McCarthy is eligible for performance-based annual incentive bonuses, as well as participation in the LTIP and he is eligible to receive various equity-based compensation awards including stock options, SPRs, MSUs, RSAs and stock award grants. As stated in his LTIP agreement, any awards shall immediately vest in full in the event of a CIC.

**EXECUTIVE COMPENSATION**
**2015 SUMMARY COMPENSATION TABLE**

The following table sets forth the compensation for the last three fiscal years awarded to or earned by individuals who served during 2015 as the Company's CEO, Chief Financial Officer and each of the Company's three other most highly compensated executive officers in 2015. We are only disclosing two individuals that were highly compensated officers as of December 31, 2015 because we did not have any other executive officers. Additionally, we are disclosing Mr. Jacobson below because, but for the fact he was not serving as an executive officer of the Company at the end of the last completed fiscal year, he would have been required to be disclosed. The following table includes all amounts awarded to the CEO and other NEOs related to the LTIPs and RSAs granted by the Compensation Committee throughout the current and previous performance cycles. Compensation information is not presented for 2013 for Messrs. Jacobson and McCarthy because they were not NEOs in such years.

Name and Principal Position	Year	Salary (\$)(1)	Bonus (\$)(2)	Stock Awards (\$)(3)	SPR/ Option Awards (\$)(4)	Non-Equity Incentive Plan Compensation (\$)(5)	All Other Compensation (\$)(6)	Total (\$)
<b>Michael G. DeCata</b>	2015	\$ 510,000	\$ —	\$ —	\$ 3,600,200	\$ 336,906	\$ 26,402	\$ 4,473,508
President and	2014	502,708	—	161,648	237,500	759,696	11,700	1,673,253
Chief Executive Officer	2013	475,000	—	198,273	237,500	283,756	477,127	1,671,656
<b>Ronald J. Knutson</b>	2015	355,813	—	140,880	67,980	142,690	16,902	724,265
Executive Vice President,	2014	337,838	145,600	67,382	99,000	253,158	11,700	914,677
Chief Financial Officer, Treasurer and Controller	2013	330,000	145,600	82,643	99,000	98,568	10,400	766,211
<b>Neil E. Jenkins</b>	2015	428,990	—	175,033	84,460	170,732	22,502	881,717
Executive Vice President,	2014	419,737	—	83,717	123,000	314,529	11,700	952,683
Secretary, General Counsel and Chief Compliance Officer	2013	410,000	—	102,681	123,000	122,463	10,400	768,544
<b>Allen D. Jacobson</b>	2015	207,421	50,000	61,366	29,611	—	281,106	629,504
Former Senior Vice President,	2014	261,615	63,887	39,134	57,498	187,089	11,700	620,923
Sales	2013	—	—	—	—	—	—	—
<b>Shane T. McCarthy</b>	2015	255,433	—	58,286	28,125	84,842	12,495	439,181
Senior Vice President,	2014	244,742	52,062	35,222	51,750	186,200	10,805	580,781
Supply Chain and Business Development	2013	—	—	—	—	—	—	—

(1) The amounts listed in this column represent the base salary paid to the NEOs in 2015, 2014 and 2013.

(2) The amounts in this column represent retention bonuses paid to Messrs. Knutson, Jacobson and McCarthy in 2014. Additionally, as stated in his separation agreement, Mr. Jacobson received a payment of \$50,000 in lieu of the 2015 Annual Incentive Plan.

(3) The amounts in this column represent the aggregate grant date fair value of the MSU-based portion of the 2015-2017 LTIP to be awarded at the end of the three-year performance period determined in accordance with FASB Accounting Standards Codification ("ASC") 718. The maximum award that can be earned in year three if maximum performance is achieved, based on the grant date value of our common stock and assuming a per share price of \$35.00, which is the maximum performance goal, is as follows: Mr. Knutson - \$339,900; Mr. Jenkins - \$422,300; and Mr. McCarthy - \$140,625.

(4) The amounts in this column represent the aggregate grant date fair value of the SPRs and Non-Qualified Stock Options awarded using the Black-Scholes option valuation model. These amounts reflect fair value of these awards at the date of grant and may not correspond to the actual value that will be recognized by the NEO.

(5) Amounts represent AIP bonuses earned (rather than paid) in the respective year. The AIP bonuses awarded in 2015 were paid out in 2016.

(6) See All Other Compensation table for details regarding the amounts in this column for 2015. In 2013, Messrs. DeCata, Knutson and Jenkins received excess Company 401(k) contributions of \$6,225, \$2,800 and \$6,000 respectively. These excess contributions were recovered by the Company in 2014 and have been reflected in 2013.

**ALL OTHER COMPENSATION IN 2015**

Name and Principal Position	Profit Sharing Contribution (1)	Defined Matching Contribution (2)	Deferred Compensation Plan Contributions	Severance Payments (3)	Disability Insurance (4)	Total
<b>Michael G. DeCata</b> President and Chief Executive Officer	\$ 1,988	\$ 10,600	\$ 11,638	\$ —	\$ 2,176	\$ 26,402
<b>Ronald J. Knutson</b> Executive Vice President, Chief Financial Officer, Treasurer and Controller	1,988	10,600	4,314	—	—	16,902
<b>Neil E. Jenkins</b> Executive Vice President, Secretary, General Counsel and Chief Compliance Officer	1,988	10,600	7,790	—	2,124	22,502
<b>Allen D. Jacobson</b> Former Senior Vice President, Sales	—	7,990	—	271,108	2,008	281,106
<b>Shane T. McCarthy</b> Senior Vice President, Supply Chain and Business Development	1,916	9,733	—	—	846	12,495

(1) The Company made a profit sharing contribution of 0.75% of base salary up to the 2015 IRS annual compensation limit of \$265,000.

(2) The Company matches employee contributions of 100% on the first 3% of the employee's contributions and 50% on the next 2% of contributions.

(3) The amount in this column represents the severance payment made in connection with Mr. Jacobson's separation agreement effective September 30, 2015.

(4) The company provides individual disability insurance coverage for all Vice Presidents and the CEO/President.

**GRANTS OF PLAN-BASED AWARDS IN 2015**

Named Executive Officer	Grant Date	Estimated Future Payouts Under Non-Equity Incentive Plan Awards			Estimated Future Payouts Under Equity Incentive Plan Awards			All Other Option Awards: Number of Options of Stock (#)	Exercise or Base Price of Option Awards (\$)	Grant Date Fair Value of Stock and Award Options (\$)
		Threshold (\$)	Target (\$)	Maximum (\$)	Threshold (#)	Target (#)	Maximum (#)			
<b>Michael G. DeCata</b>										
2015 AIP (1)	3/15/2015	255,000	510,000	765,000						
2015 Retention Award (2)	1/12/2015							180,000	25.16	1,708,200
2015 Retention Award (2)	1/12/2015							140,000	29.16	1,162,000
2015 Retention Award (2)	1/12/2015							100,000	33.16	730,000
<b>Ronald J. Knutson</b>										
2015 AIP (1)	3/15/2015	108,000	216,000	324,000						
2015-2017 LTIP (3)	1/13/2015				3,237	6,474	9,711			140,880
2015-2017 LTIP (4)	1/13/2015							6,208	25.16	67,980
<b>Neil E. Jenkins</b>										
2015 AIP (1)	3/15/2015	129,225	258,450	387,675						
2015-2017 LTIP (3)	1/13/2015				4,022	8,044	12,066			175,033
2015-2017 LTIP (4)	1/13/2015							7,713	25.16	84,460
<b>Allen D. Jacobson</b>										
2015 AIP (1)	3/15/2015	67,777	135,554	203,331						
2015-2017 LTIP (3)	1/13/2015				1,410	2,820	4,230			61,366
2015-2017 LTIP (4)	1/13/2015							2,704	25.16	29,611
<b>Shane T. McCarthy</b>										
2015 AIP (1)	3/15/2015	64,216	128,432	192,648						
2015-2017 LTIP (3)	1/13/2015				1,339	2,679	4,018			58,286
2015-2017 LTIP (4)	1/13/2015							2,568	25.16	28,125

- (1) Reflects potential awards under the 2015 AIP. These awards were paid in February 2016.
- (2) Mr. DeCata was awarded an option to purchase 40,000 shares of common stock and 380,000 SPRs in lieu of his participation in the 2015-2017 LTIP. The options and SPRs were granted as follows: (a) 17,143 of the options and 162,857 of the SPRs have an exercise price of \$25.16, (b) 13,333 of the options and 126,667 of the SPRs have an exercise price of \$29.16 and (c) 9,524 of the options and 90,476 of the SPRs have an exercise price of \$33.16. One-third of each tranche of options and SPRs shall vest and become exercisable on the first, second and third anniversaries of the grant date. The amounts in this row represent the aggregate grant date fair value of the SPRs and Non-Qualified Stock Options awarded using the Black-Scholes option valuation model. These amounts reflect fair value of these awards at the date of grant and may not correspond to the actual value that will be recognized by the NEO.
- (3) Amounts represent the threshold, target and maximum award that can be earned under the MSU portion of the 2015-2017 LTIP based on a threshold stock price goal of \$28.00, a target stock price goal of \$31.50 and a maximum stock price goal of \$35.00. The shares will be awarded and vest based on the trailing 30-day average closing price of the Company's common stock at vest date on December 31, 2017. The amounts in this row represent the aggregate grant date fair value of the MSUs using the Black-Scholes option valuation model. These amounts reflect fair value of these awards at the date of grant and may not correspond to the actual value that will be recognized by the NEO.
- (4) Represents SPRs granted under the 2015-2017 LTIP. The SPRs cliff vest in full on December 31, 2017, provided that the participant remains continuously employed by the Company through such date. The amounts in this row represent the aggregate grant date fair value of the SPRs using the Black-Scholes option valuation model. These amounts reflect fair value of these awards at the date of grant and may not correspond to the actual value that will be recognized by the NEO.

**OUTSTANDING EQUITY AWARDS AT DECEMBER 31, 2015**

Named Executive Officer	Stock Performance Rights and Stock Option Awards (1)					Stock Awards	
	Number of Securities Underlying Unexercised Options/SPRs		Options/SPR Exercise Price	Options/SPR Expiration Date		Equity Incentive Plan Awards: Number of unearned shares, units or other rights that have not yet vested	Equity Incentive Plan Awards: Market or payout value of unearned shares, units or other rights that have not yet vested
	Exercisable	Unexercisable					
<b>Michael G. DeCata</b>	100,000	—	5.96	(2)	9/24/2022		
	100,000	—	5.96	(3)	9/24/2022		
	40,878	—	12.18	(4)	12/31/2020		
	—	33,498	12.88	(5)	12/31/2021		
	—	162,857	25.16	(6)	1/12/2022		
	—	126,667	29.16	(6)	1/12/2022		
	—	90,476	33.16	(6)	1/12/2022		
	—	17,143	25.16	(6)	1/12/2022		
	—	13,333	29.16	(6)	1/12/2022		
	—	9,524	33.16	(6)	1/12/2022		
				(7)		22,266	519,911
<b>Ronald J. Knutson</b>	2,600	—	14.04	(8)	5/10/2017		
	28,000	—	10.00	(9)	10/2/2017		
	17,040	—	12.18	(4)	12/31/2020		
	—	13,963	12.88	(5)	12/31/2021		
	—	6,208	25.16	(11)	12/31/2022		
				(7)		9,281	216,711
				(12)		3,237	75,584
<b>Neil E. Jenkins</b>	10,000	—	25.43	(13)	3/17/2018		
	20,000	—	10.00	(9)	10/2/2017		
	20,000	—	10.00	(10)	10/2/2017		
	21,170	—	12.18	(4)	12/31/2020		
	—	17,348	12.88	(5)	12/31/2021		
	—	7,713	25.16	(11)	12/31/2022		
				(7)		11,531	269,249
				(12)		4,022	93,911
<b>Allen D. Jacobson</b>	1,434	—	14.04	(14)	5/10/2020		
	5,000	—	10.00	(9)	10/2/2017		
	5,000	—	10.00	(10)	10/2/2017		
	4,022	—	12.18	(15)	12/31/2020		
	4,147	—	13.92	(15)	12/31/2021		
	652	—	25.16	(15)	12/31/2022		
<b>Shane T. McCarthy</b>	5,000	—	19.62	(16)	2/25/2019		
	2,300	—	17.65	(17)	12/22/2016		
	1,152	—	14.04	(14)	5/10/2020		
	10,000	—	10.00	(9)	10/2/2017		
	10,000	—	10.00	(10)	10/2/2017		
	8,326	—	12.18	(4)	12/31/2020		

—	7,299	12.88	(5)	12/31/2021		
—	2,568	25.16	(11)	12/31/2022		
			(7)		4,852	113,294
			(12)		1,339	31,272

- (1) The data in this chart represents grants under SPRs, which have similar characteristics to options as they are tied to performance of the Company's stock price but are settled in cash upon exercise.
- (2) These SPRs became fully vested based upon Company stock price reaching 200% of exercise price. These rights became fully exercisable on 9/24/2013.
- (3) Fully vested on September 24, 2015.
- (4) Represents the SPRs granted on 1/22/13 as part of the 2013-2015 LTIP award, which vested on 12/31/2015.
- (5) Represents the SPRs granted on 1/8/14 as part of the 2014-2016 LTIP award, which cliff vest on 12/31/2016 subject to the recipient's continued employment with the Company.
- (6) Mr. DeCata was awarded an option to purchase 40,000 shares of common stock and 380,000 SPRs in lieu of his participation in the 2015-2017 LTIP. The options and SPRs were granted as follows: (a) 17,143 of the options and 162,857 of the SPRs have an exercise price of \$25.16, (b) 13,333 of the options and 126,667 of the SPRs have an exercise price of \$29.16 and (c) 9,524 of the options and 90,476 of the SPRs have an exercise price of \$33.16. One-third of each tranche of options and SPRs shall vest and become exercisable on the first, second and third anniversaries of the grant date.
- (7) Represents the MSUs granted on 1/8/14 as part of the 2014-2016 LTIP award, which cliff vest on 12/31/2016 based on the trailing 30-day average closing price of the Company's common stock at vest date on December 31, 2016 and subject to the recipient's continued employment with the Company. MSUs reflect maximum awards, as closing stock price at December 31, 2015 of \$23.35 per share exceeds maximum price of \$20.00.
- (8) Fully vested on May 10, 2013.
- (9) Non-qualified options issued based upon the participant agreement to cancel the participant's performance-based cash award for this period; fully vested 12/31/2014.
- (10) SPRs issued based upon the participant agreement to cancel the participant's performance-based cash award for this period; fully vested 12/31/2014.
- (11) Represents the SPRs granted on 1/13/15 as part of the 2015-2017 LTIP award, which cliff vest on 12/31/2017 subject to the recipient's continued employment with the Company.
- (12) Represents the MSUs granted on 1/13/15 as part of the 2015-2017 LTIP award, which cliff vest on 12/31/2017 based on the trailing 30-day average closing price of the Company's common stock at vest date on December 31, 2017 and subject to the recipient's continued employment with the Company. MSUs reflect threshold awards, as closing stock price at December 31, 2015 of \$23.35 per share falls below threshold price of \$28.00.
- (13) Fully vested on March 17, 2011.
- (14) Fully vested on December 31, 2012.
- (15) As stated in Mr. Jacobson's separation agreement and according to the terms of his award agreements, awards for the 2013-2015, 2014-2016 and 2015-2017 LTIPs vested on 9/30/2015.
- (16) Fully vested on February 25, 2012.
- (17) Fully vested on December 22, 2012.

**OPTION/SPR EXERCISES AND STOCK VESTED IN 2015**

The following table represents the number of SPRs or Options exercised in 2015, as well as the number of shares acquired in 2015 upon vesting in the restricted share awards granted pursuant to the 2013-2015 LTIP.

Named Executive Officer	Option Awards		Stock Awards	
	Number of shares acquired on vesting (#)	Value realized on exercise (\$) (1)	Number of shares acquired on vesting (#)	Value realized on vesting (\$) (2)
Michael G. DeCata	—	—	26,389	616,183
Ronald J. Knutson	28,000	474,600	11,000	256,850
Neil E. Jenkins	31,800	450,673	13,667	319,124
Allen D. Jacobson (3)	2,900	27,347	4,451	96,364
Shane T. McCarthy	—	—	5,375	125,506

(1) Represents the aggregate dollar value realized upon exercise of SPRs or Stock Options.

(2) Represents the aggregate dollar value realized upon vesting of the restricted stock awards related to the 2013-2015 LTIP; awards vested on 12/31/2015.

(3) As stated in Mr. Jacobson's separation agreement and according to the terms of his award agreements, awards for the 2013-2015, 2014-2016 and 2015-2017 LTIPs vested on 9/30/2015.



## NONQUALIFIED DEFERRED COMPENSATION

Under the Company's 2004 Executive Deferral Plan, certain executives, including NEOs, may defer portions of their base salary, bonus, and LTIP award amounts. Deferral elections are made by eligible executives by the end of the year proceeding the plan year for which the election is made. An executive may defer a minimum of \$2,000 aggregate of base salary, bonus and/or LTIP award. The maximum deferral amount for each plan year is 80% of base salary, 100% of bonus and 100% of LTIP amounts. The Company also makes a contribution to the Deferral Plan equal to the amount the executives, including NEOs, would have received under the Company's tax-qualified 401(k) plan, but for Internal Revenue Code limits.

The investment options available to an executive include some funds generally similar to or as available through the Company's qualified retirement plan. The Company does not provide for any above market return for participants in the 2004 Executive Deferral Plan.

### Distributions from the Plan

An executive may elect to receive distributions under three scenarios, receiving benefits in either a lump sum or in annual installments up to five years in the event of termination and up to fifteen years in the event of death or disability. Upon demonstrating an unforeseeable financial emergency and receipt of approval from the Compensation Committee, an executive may interrupt deferral or be allowed to access funds in his deferred compensation account. In the event of a change in control of the Company, an independent third party administrator would be appointed to oversee the plan.

Named Executive Officer	Executive Contributions in Last FY (1)	Registrant Contributions in Last FY (2)	Aggregate Earnings in Last FY	Aggregate Withdrawals/ Distributions in Last FY	Aggregate Balance at Last FYE (3)
Michael G. DeCata	\$ 409,175	\$ 11,638	\$ (8,721)	\$ —	\$ 622,962
Ronald J. Knutson	102,740	4,314	(4,971)	—	291,445
Neil E. Jenkins	344,777	7,790	13,455	—	3,043,886
Allen D. Jacobson	—	—	267	—	44,438
Shane T. McCarthy	62,765	—	5	—	72,133

(1) Represents contributions in 2015 pertaining to 2014 earnings.

(2) Represents profit sharing and 401(k) contributions in excess of the 2015 IRS annual compensation limit of \$265,000.

(3) Amounts reported at the beginning of the fiscal year were \$210,870, \$189,362, \$2,677,864, \$44,171, and \$9,363 for Messrs. DeCata, Knutson, Jenkins, Jacobson and McCarthy, respectively. Mr. DeCata's FYE balance in 2014 was reported in the Company's 2014 proxy statement as \$168,306. This amount excluded Mr. DeCata's deferral on his AIP award of an additional \$42,563.

### Defined Benefit Plans

We do not maintain or contribute to any defined benefit pension plans or supplemental executive retirement plans for our NEOs.

### SUMMARY TABLE OF POTENTIAL PAYMENTS UPON TERMINATION OR CHANGE-IN-CONTROL

The following table outlines potential payments to our NEOs under existing contracts, agreements, plans or arrangements for various scenarios under termination or a CIC, assuming a December 31, 2015 termination date and the closing price of our common stock of \$23.35 on that date. The termination benefits are further described in the foregoing Compensation Agreements section. Payments may be reduced if it would result in the imposition of an excise tax under Code Section 280G and the reduction would result in the NEO receiving a greater amount net of tax payment. The actual amounts payable can only be calculated at the time of the event. This table only reflects amounts with respect to contracts and agreements that are beyond those benefits generally available to all salaried employees. In addition, upon termination, payments due to executives include distribution of any balance in the deferred compensation plan, any accrued and unpaid vacation and all other benefits that have been accrued but not yet paid.

In order for the CEO and other NEOs to receive the acceleration of benefits listed below upon a CIC, termination of employment is required within a designated time period after the occurrence of a CIC. This approach is commonly referred to as a "double trigger" acceleration upon a CIC.

	Termination After a Change of Control	Termination Without Cause by Lawson	Voluntary Termination for Good Reason by Executive	Death	Disability
<b>Michael G. DeCata (1)(2)</b>					
Base Salary	\$ 1,020,000	\$ 765,000	\$ 765,000	\$ 765,000	\$ 1,122,000
Annual Incentive Plan	1,519,392	510,000	510,000	—	—
2014-2016 LTIP SPRs and MSUs (3)	870,626	462,962	462,962	462,962	462,962
2015 Retention Award (4)	—	—	—	—	—
Medical Benefits	25,757	19,318	19,318	19,318	70,833
Cutback Deduction(5)	—	—	—	—	—
<b>Total</b>	<b>\$ 3,435,776</b>	<b>\$ 1,757,280</b>	<b>\$ 1,757,280</b>	<b>\$ 1,247,280</b>	<b>\$ 1,655,794</b>

<b>Ronald J. Knutson (1)(6)</b>					
Base Salary	\$ 720,000	\$ 720,000	\$ 720,000	\$ 720,000	\$ 792,000
Annual Incentive Plan	506,316	253,158	253,158	—	—
2014-2016 LTIP SPRs and MSUs (3)	362,913	192,982	192,982	192,982	192,982
2015-2017 LTIP SPRs and MSUs (7)	—	—	—	—	—
Outplacement Services	25,000	25,000	25,000	—	—
Medical Benefits	26,059	26,059	26,059	26,059	71,663
Cutback Deduction(5)	(22,318)	—	—	—	—
<b>Total</b>	<b>\$ 1,617,971</b>	<b>\$ 1,217,199</b>	<b>\$ 1,217,199</b>	<b>\$ 939,041</b>	<b>\$ 1,056,645</b>

<b>Neil E. Jenkins (1)(8)</b>					
Base Salary	\$ 861,500	\$ 861,500	\$ 861,500	\$ 861,500	\$ 947,650
Annual Incentive Plan	629,058	314,529	314,529	—	—
2014-2016 LTIP SPRs and MSUs (3)	450,888	239,766	239,766	239,766	239,766
2015-2017 LTIP SPRs and MSUs (7)	—	—	—	—	—
Medical Benefits	26,059	26,059	26,059	26,059	71,663
Cutback Deduction(5)	(166,372)	—	—	—	—
<b>Total</b>	<b>\$ 1,801,133</b>	<b>\$ 1,441,854</b>	<b>\$ 1,441,854</b>	<b>\$ 1,127,325</b>	<b>\$ 1,259,079</b>

<b>Shane T. McCarthy (1)(9)</b>					
Base Salary	\$ 256,863	\$ 385,295	\$ —	\$ —	\$ —
Annual Incentive Plan	186,200	—	—	—	—
2014-2016 LTIP SPRs and MSUs (3)	189,705	100,877	100,877	100,877	100,877
2015-2017 LTIP SPRs and MSUs (7)	—	—	—	—	—
Medical Benefits	—	19,318	—	—	—
<b>Total</b>	<b>\$ 632,768</b>	<b>\$ 505,489</b>	<b>\$ 100,877</b>	<b>\$ 100,877</b>	<b>\$ 100,877</b>

- (1) Termination payment does not include the payouts of deferred compensation of \$622,961, \$291,444, \$3,043,885, and \$72,133 due Messrs. DeCata, Knutson, Jenkins and McCarthy, respectively. These amounts are discussed above under the caption "Nonqualified Deferred Compensation".
- (2) Pursuant to Mr. DeCata's employment agreement, severance includes 2 times his 2015 salary, 2 times his 2014 actual bonus earned, full acceleration of SPRs and MSUs, and 2 years of benefits continuance.
- (3) Calculated as the number of unvested SPRs multiplied by the spread between the 12/31/2015 stock price (\$23.35) and the exercise price (\$12.88); plus the number of unvested MSUs that would vest pursuant to the vesting schedule and the 12/31/2015 stock price (\$23.35) multiplied by the 12/31/2015 stock price (\$23.35).
- (4) The value of Mr. DeCata's performance-based retention award is shown based on the Company's stock price as of December 31, 2015 (\$23.35).
- (5) Pursuant to the "better of" net payment terms upon a CIC in their respective employment agreements, Mr. DeCata would receive a full payment net of all taxes without a cut-back to preclude Sec. 4999 excise taxes, Messrs. Knutson and Jenkins would receive a payment cut-back to preclude Sec. 4999 excise taxes.
- (6) Pursuant to Mr. Knutson's employment agreement, severance includes 2 times his 2015 salary, 2 times his 2014 actual bonus earned, outplacement services, full acceleration of stock options, SPRs, RSAs and MSUs, and 2 years of benefits continuance.

- (7) Calculated as the number of unvested SPRs multiplied by the spread between the 12/31/2015 stock price (\$23.35) and the exercise price (\$25.16), plus the number of unvested MSUs that would vest pursuant to the vesting schedule and the 12/31/2015 stock price (\$23.35) multiplied by the 12/31/2015 stock price (\$23.35).
- (8) Pursuant to Mr. Jenkins' employment agreement, severance includes 2 times his 2015 salary, 2 times his 2014 actual bonus earned, full acceleration of stock options, SPRs, RSAs and MSUs, and 2 years of benefits continuance.
- (9) Pursuant to Mr. McCarthy's CIC agreement, severance includes 1 times his 2015 salary, 1 times his 2014 actual bonus earned and full acceleration of stock options, SPRs, RSAs and MSUs. Pursuant to the Company's Severance Pay Plan, severance includes 1.5 times his 2015 salary and full acceleration of RSAs and MSUs pursuant to the award agreements.

## DIRECTOR COMPENSATION IN 2015

### Director Compensation

In 2015, the Company's independent consultant completed a study of the competitiveness of Lawson's Director compensation program. As a result of this study, the Company adjusted the value of the Board member annual stock grant and selected Chair retainers. Lawson's non-employee directors received an annual cash retainer of \$75,000 for participating in the Board and Board committee meetings. The directors also received a regular cycle annual restricted stock grant with a grant date fair value of \$75,000 that cliff-vests upon the one-year anniversary of the date of grant. Directors' travel expenses for attending meetings are reimbursed by the Company.

The Chairman of the Board received an additional \$25,000 for his service as Chairman and the Chairpersons of the respective Board committees received additional compensation as follows:

Committee Chairperson	Additional Annual Compensation
Audit	\$ 20,000
Compensation	15,000
Financial Strategies	7,500
Management Development	5,000
Nominating and Governance	7,500

### Director Compensation Table

The following table shows compensation earned in 2015 by non-employee directors.

Director	2015 Fees Earned or Paid In Cash	2015 Stock Awards (1)	2015 Total
Andrew B. Albert	\$ 75,000	\$ 75,000	\$ 150,000
I. Steven Edelson	75,000	75,000	150,000
James S. Errant	75,000	75,000	150,000
Lee S. Hillman	97,500	75,000	172,500
Ronald B. Port, M.D.	100,000	75,000	175,000
Thomas S. Postek	95,000	75,000	170,000
Wilma J. Smelcer	87,500	75,000	162,500

(1) Represents the fair market value of the RSUs for 2015 Board Service. As of December 31, 2015, each of our non-employee directors held 3,260 shares of unvested restricted stock.

### CERTAIN RELATIONSHIPS AND RELATED TRANSACTIONS

The Company's policy regarding related party transactions is outlined in the Code of Business Conduct which is applicable to all employees and sales representatives and is available on our website at [www.lawsonproducts.com](http://www.lawsonproducts.com) in the investor relations corporate governance section. Additionally, all directors and senior officers of the Company must complete an annual questionnaire in which they are required to disclose in writing any related party transactions.

The Company's policy is for all transactions between the Company and any related person to be promptly reported to the Company's Secretary, General Counsel and Chief Compliance Officer who will gather the relevant information about the transaction and present the information to the Audit Committee. The Audit Committee then determines whether the transaction is a material related party transaction to be presented to the Board of Directors. The Board of Directors then approves, ratifies, or rejects the transaction. A majority of the members of the Company's Board of Directors and a majority of independent and disinterested directors must approve the transaction for it to be ratified. The Board of Directors only approves those proposed transactions that are in, or not inconsistent with, the best interests of the Company and its stockholders.

#### **FEES BILLED TO THE COMPANY BY BDO USA, LLP**

BDO USA, LLP was the Company's principal accountant in 2015 and 2014. Aggregate fees for professional services rendered for the Company by BDO USA, LLP for such years were as follows:

	Year Ended December 31,	
	2015	2014
Audit Fees	\$ 377,750	\$ 372,500
Audit-Related Fees	—	—
Tax Fees	123,652	94,060
All Other Fees	—	—
Percentage of Total Fees Attributable to Non-Audit ("other") Fees	0.00%	0.00%
	<u>\$ 501,402</u>	<u>\$ 466,560</u>

#### **Audit Fees**

Audit services include fees for the annual audit, review of the Company's reports on Form 10-Q each year, consulting on accounting and auditing matters and fees related to BDO USA, LLP's audit of the Company's effectiveness of internal control over financial reporting as required by the Rule 404 Sarbanes-Oxley Act of 2002.

#### **Audit-Related Fees**

The Company did not pay to BDO USA, LLP any audit-related fees in 2015 or 2014.

#### **Tax Fees**

Aggregate fees of \$123,652 and \$94,060 billed by BDO USA, LLP in 2015 and 2014, respectively, are comprised of domestic and international income tax compliance and tax consulting services.

#### **All Other Fees**

The Company did not pay to BDO USA, LLP any other fees in 2015 or Fiscal 2014.

#### **Pre-Approval of Services by External Auditor**

The Audit Committee has adopted policies and procedures for the pre-approval of the audit and non-audit services performed by the independent auditor to assure that the provision of such services does not impair the auditor's independence. The Audit Committee approves all audit fees and terms for all services provided by the independent auditor and considers whether these services are compatible with the auditor's independence. The Chairman of the Audit Committee may approve additional proposed services that arise between Audit Committee meetings provided that the decision to approve the service is presented at the next scheduled Audit Committee meeting. All non-audit services provided by the external auditor must be pre-approved by the Audit Committee Chairman prior to the engagement and ratified by the Audit Committee. The Audit Committee pre-approved all audit and permitted non-audit services by the Company's external auditors in 2015.

Any proposed engagement that does not fit within the definition of a pre-approved service may be presented to the Audit Committee for consideration at its next regular meeting or, if earlier consideration is required, to the Audit Committee or one or more of its members. The member or members to whom such authority is delegated shall report any specific approval of services at the Audit Committee's next regular meeting. The Audit Committee will regularly review summary reports detailing all services being provided to the Company by its external auditor.

## Report of the Audit Committee of the Board of Directors

The responsibilities of the Audit Committee, which are set forth in the Audit Committee Charter adopted by the Board of Directors in 2015, include providing oversight to the Company's financial reporting process through periodic meetings with the Company's independent auditors and management to review accounting, auditing, internal controls, and financial reporting matters. The management of the Company is responsible for the preparation and integrity of the financial reporting information and related systems of internal controls. The Audit Committee, in carrying out its role, relies on the Company's senior management, including senior financial management, and its independent auditors.

With regard to the 2015 audit, the Audit Committee discussed with the Company's independent auditors the scope, extent and procedures for their audits. Following the completion of the audit, the Audit Committee met with the independent auditors, with and without management present, to discuss the results of their examinations, the cooperation received by the auditors during the audit examination, their evaluation of the Company's internal control over financial reporting and the overall quality of the Company's financial reporting.

The Audit Committee reviewed and discussed the audited financial statements included in the 2015 Annual Report on Form 10-K with management. Management has confirmed to us that such financial statements (i) have been prepared with integrity and objectivity and are the responsibility of management and (ii) have been prepared in conformity with accounting principles generally accepted in the United States.

We have discussed with BDO USA, LLP, our independent auditors, the matters required to be discussed by AS 16, issued by the Public Company Accounting Oversight Board. AS 16, as amended, requires our independent auditors to provide us with additional information regarding the scope and results of their audit of the Company's financial statements with respect to (i) their responsibility under auditing standards generally accepted in the United States, (ii) significant accounting policies, (iii) management judgments and estimates, (iv) any significant audit adjustments, (v) any disagreements with management, and (vi) any difficulties encountered in performing the audit.

We have received from BDO USA, LLP a letter providing the disclosures required by the Public Company Accounting Oversight Board Rule 3526 (Independence Discussions with Audit Committees), with respect to any relationships between BDO USA, LLP and the Company that in its professional judgment may reasonably be thought to bear on independence. BDO USA, LLP has discussed its independence with us. BDO USA, LLP confirmed in its letter that, in its professional judgment, it is independent of the Company.

Based on the review and discussions described above with respect to the Company's audited financial statements included in the Company's 2015 Annual Report on Form 10-K, we have recommended to the Board of Directors that such financial statements be included in the Company's Annual Report on Form 10-K.

The Audit Committee has reviewed management's process designed to achieve compliance with Section 404 of the Sarbanes-Oxley Act of 2002 and received periodic updates regarding management's progress.

As specified in the Audit Committee Charter, it is not the duty of the Audit Committee to plan or conduct audits or to determine that the Company's financial statements are complete and accurate and in accordance with accounting principles generally accepted in the United States. That is the responsibility of management and the Company's independent auditors. In giving our recommendation to the Board of Directors, we have relied on (i) management's representation that such financial statements have been prepared with integrity and objectivity and in conformity with accounting principles generally accepted in the United States and (ii) the report of the Company's independent auditors with respect to such financial statements.

Respectfully submitted by the Audit Committee:

Thomas S. Postek (Chairman)  
Lee S. Hillman  
Wilma J. Smelcer  
Andrew B. Albert

The foregoing report of the Audit Committee does not constitute soliciting material and shall not be deemed incorporated by reference by any general statement incorporating by reference the proxy statement into any filing by the Company under the Securities Act of 1933 or the Securities Exchange Act of 1934, except to the extent that we specifically incorporate this information by reference, and shall not otherwise be deemed filed under such acts.

## **Section 16(a) Beneficial Ownership Reporting Compliance**

Section 16(a) of the Securities Exchange Act of 1934 requires the Company's directors and executive officers, and persons who own more than 10% of shares of the Company's Common Stock (collectively, "Reporting Persons"), to file reports of ownership and changes in ownership with the SEC. Reporting Persons are required by SEC regulations to furnish the Company with copies of all Section 16(a) forms they file. Based solely on its review of the copies of such forms received or written representations from the Reporting Persons, the Company believes that with respect to the year ended December 31, 2015 all of the Reporting Persons complied with all applicable Section 16(a) filing requirements except for one late filing with respect to 633 shares disposed of by Mr. James S. Errant on August 11, 2015 which was filed with the SEC on August 17, 2015, instead of the required due date of August 13, 2015.

## **Householding of Annual Meeting Materials**

A copy of our Annual Report on Form 10-K for the year ended December 31, 2015, excluding certain of the exhibits, Notice of Annual Meeting, or Proxy Statement may be obtained without charge by writing to: Corporate Secretary, Lawson Products, Inc., 8770 W. Bryn Mawr Avenue, Chicago, Illinois, 60631. Copies are also available to the public free of charge on or through our website at [www.lawsonproducts.com](http://www.lawsonproducts.com). Information on our website is not incorporated by reference into this report.

Some banks, brokers, and other nominee record holders may be participating in the practice of "householding" proxy statements and annual reports. This means that only one copy of this Notice of Annual Meeting and Proxy Statement and the 2015 Annual Report on Form 10-K may have been sent to multiple stockholders in your household. If you would prefer to receive separate copies of these documents either now or in the future, please contact your bank, broker or other nominee.

## **Deadline for Receipt of Stockholder Proposals for 2017 Annual Meeting**

We expect that our 2017 annual meeting of stockholders will be held within 30 days of May 17, 2017, which will be the first anniversary of the upcoming annual meeting. In order to be properly evaluated for inclusion in the Proxy relating to next year's annual meeting, any stockholder proposals must be in writing and received at the Company's corporate headquarters located at 8770 W. Bryn Mawr Avenue, Chicago, Illinois, 60631 by December 1, 2016.

In addition, in order to be properly presented at next year's annual meeting, notice of a stockholder proposal must be received between January 27, 2017 and February 16, 2017, at the Company's corporate headquarters, 8770 W. Bryn Mawr, Chicago, Illinois, 60631, unless the meeting is advanced by more than 30 days or delayed by more than 60 days from the anniversary of the May 17, 2016 meeting. Refer to the Company's by-laws for further details regarding the proper timing and procedures for submitting proposals.

The Board of Directors knows of no other proposals which may be presented for action at this year's annual meeting. However, if any other proposal properly comes before the meeting, the persons named in the proxy form enclosed will vote in accordance with their judgment upon such matter.

## **Conclusion**

Stockholders are urged to execute and return promptly the enclosed form of proxy in the envelope provided or to vote your shares by telephone or via the Internet.

By Order of the Board of Directors

Neil E. Jenkins  
Secretary

March 30, 2016

**IMPORTANT ANNUAL MEETING INFORMATION**

Using a **black ink** pen, mark your votes with an **X** as shown in this example. Please do not write outside the designated areas.



## Annual Meeting Proxy Card

▼ PLEASE FOLD ALONG THE PERFORATION, DETACH AND RETURN THE BOTTOM PORTION IN THE ENCLOSED ENVELOPE ▼

**A Proposal — The Board of Directors recommends a vote FOR all nominees listed and Proposal 2.**

1. ELECTION OF DIRECTORS:      For    Withhold                      For    Withhold                      For    Withhold

01 - James S. Errant                             02 - Lee S. Hillman                             03 - Michael G. DeCata     



Instruction: To maximize the number of nominees elected to the Company's Board of Directors, unless otherwise specified below, this proxy authorizes the proxies named on the reverse side to cumulate all votes that the undersigned is entitled to cast at the Annual Meeting for, and to allocate such votes among, one or more of the nominees listed above as the proxies shall determine, in their sole and absolute discretion. To specify a different method of cumulative voting, write "Cumulate For" and the number of shares and the name(s) of the nominee(s) on this line: \_\_\_\_\_

2. Ratification of the Appointment of BDO USA, LLP.      For    Against    Abstain

NOTE: In their discretion, the Proxy is authorized to vote on any other matter that may properly come before the meeting or any adjournment or postponement thereof.

**B Authorized Signatures — This section must be completed for your vote to be counted. — Date and Sign Below**

Please sign exactly as name(s) appears herein. Joint owners should each sign. When signing as attorney, executor, administrator, corporate officer, trustee, guardian, or custodian, please give full title. Attorneys should submit powers of attorney.

Date (m/m/dd/yyyy) — Please print date below.

Signature 1 — Please keep signature within the box.

Signature 2 — Please keep signature within the box.





1 U P X



▼ PLEASE FOLD ALONG THE PERFORATION, DETACH AND RETURN THE BOTTOM PORTION IN THE ENCLOSED ENVELOPE. ▼



---

## Proxy – LAWSON PRODUCTS, INC.

---

### Solicited on Behalf of the Board of Directors for the Annual Meeting, May 17, 2016, Chicago, Illinois

The undersigned hereby makes, constitutes and appoints Neil E. Jenkins and Ronald J. Knutson, and each of them, proxies for the undersigned, with full power of substitution, to vote on behalf of the undersigned at the Annual Meeting of Stockholders of Lawson Products, Inc. (the "Company"), to be held at Triangle Plaza, 8770 West Bryn Mawr Avenue, Room 933, Chicago, Illinois, on Tuesday, May 17, 2016, at 10:00 A.M. (Local Time), or any adjournment thereof.

If a properly signed proxy is returned without any choices marked, the proxies will distribute, in their discretion, votes in respect of all proxies they hold equally or unequally to or among the Board of Directors' nominees.

The undersigned hereby revokes any proxy heretofore given and confirms all that said proxies, or any of them, or any substitute or substitutes, may lawfully do or cause to be done by virtue hereof.

**THIS PROXY WHEN PROPERLY EXECUTED WILL BE VOTED IN THE MANNER DIRECTED BY THE UNDERSIGNED STOCKHOLDER(S). IF NO DIRECTION IS MADE, THIS PROXY WILL BE VOTED "FOR" PROPOSALS 1 AND 2.**

IMPORTANT NOTICE REGARDING THE AVAILABILITY OF PROXY MATERIALS FOR THE 2016 ANNUAL MEETING OF SHAREHOLDERS TO BE HELD ON MAY 17, 2016. A copy of the Notice, the accompanying Proxy Statement for the 2016 Annual Meeting of Shareholders and our 2015 10-K are available at [www.edocumentview.com/LAWS](http://www.edocumentview.com/LAWS).

(Please Sign on Reverse Side)